

FY 2024
General Fund Analysis and
Treasurer's Monthly Reports
October 16, 2023



For the Month Ending
September 30, 2023

Prepared by:
Karen Ervin
Treasurer/CFO

SECTION I

Five Year Forecast (May 31, 2023)

General Fund Variance Analysis: Cash, Revenue, & Expenditure



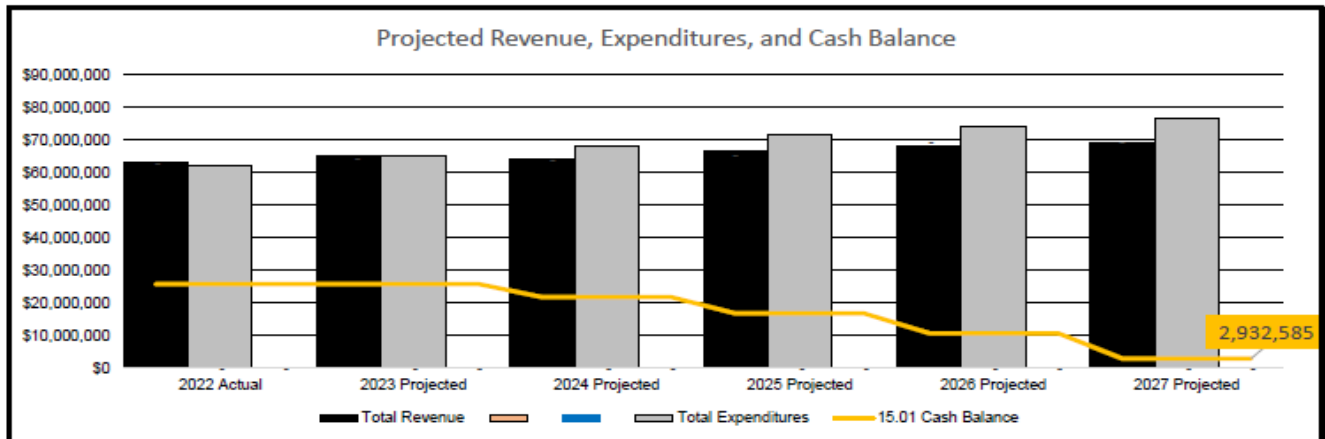
Five-Year Forecast (FY 2023 - FY 2027)

LEBANON CITY SCHOOL DISTRICT – WARREN COUNTY

May, 2023

Forecast Summary

Lebanon City School District



Note: Cash balance (Line 7.020) plus any existing levy modeled as renewed or new during the forecast.

| Financial Forecast | Fiscal Year 2023 | Fiscal Year 2024 | Fiscal Year 2025 | Fiscal Year 2026 | Fiscal Year 2027 |
|---|---------------------|---------------------|---------------------|---------------------|---------------------|
| Beginning Balance (Line 7.010) Plus Renewal/New Levies Modeled | 25,832,646 | 25,861,233 | 21,790,982 | 16,767,880 | 10,758,299 |
| + Revenue | 65,170,006 | 64,245,165 | 66,581,520 | 68,367,113 | 68,998,536 |
| + Proposed Renew/Replacement Levies | - | - | - | - | - |
| + Proposed New Levies | - | - | - | - | - |
| - Expenditures | (65,141,419) | (68,315,417) | (71,604,622) | (74,376,694) | (76,824,250) |
| = Revenue Surplus or Deficit | 28,587 | (4,070,251) | (5,023,102) | (6,009,581) | (7,825,714) |
| Line 7.020 Ending Balance with renewal/new levies | 25,861,233 | 21,790,982 | 16,767,880 | 10,758,299 | 2,932,585 |

Analysis Without Renewal Levies Included:

| | | | | | |
|---------------------------------------|------------|-------------|-------------|-------------|-------------|
| Revenue Surplus or Deficit w/o Levies | 28,587 | (4,070,251) | (5,023,102) | (6,009,581) | (7,825,714) |
| Ending Balance w/o Levies | 25,861,233 | 21,790,982 | 16,767,880 | 10,758,299 | 2,932,585 |

COMPARISON OF CASH BALANCES

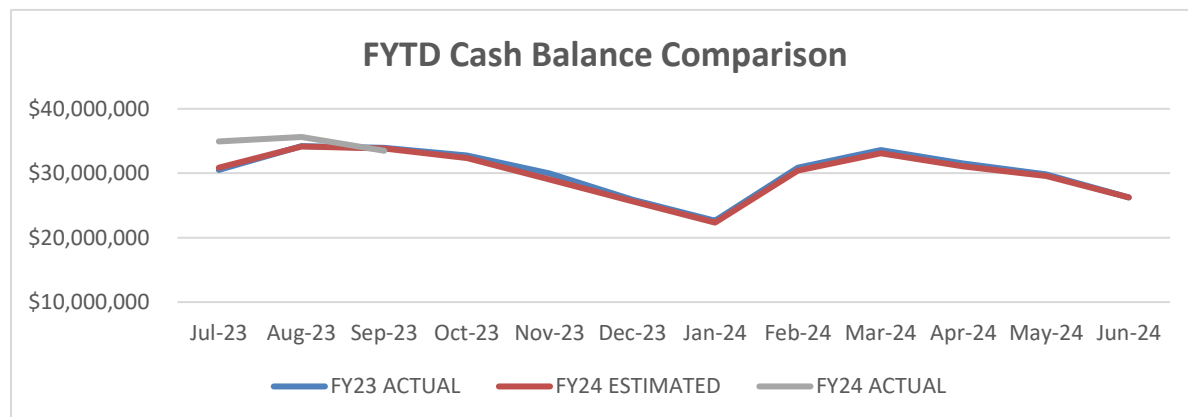
September 30, 2023

| | | |
|--------------------------------|-------|--------------|
| Actual Cash Balance | | \$33,488,921 |
| Estimated Cash Balance | | \$33,825,784 |
| Variance From Estimate | UNDER | (\$336,863) |
| Percent Variance From Estimate | UNDER | -1.00% |
| Previous Year Cash Balance | | \$33,951,797 |

| | |
|---|--------------|
| Current Encumbrances | \$2,706,801 |
| Current Unencumbered Cash Balance | \$30,782,120 |
| Current Days of Operating Cash (based on Unencumbered Cash Balance) | 172.48 |
| Estimated Fiscal Year End Days of Operating Cash | 147.08 |
| Minimum General Fund Cash Balance Threshold per Fiscal Policy | 36.50 |
| Future Goal for General Fund Cash Balance per Fiscal Policy | 120.00 |

DESCRIPTION: General Fund cash balance as projected on 5-year financial forecast. Actual cash balance to determine number of days of operating cash.

COMMENTS: Cash balance is trending in line with the current forecast.



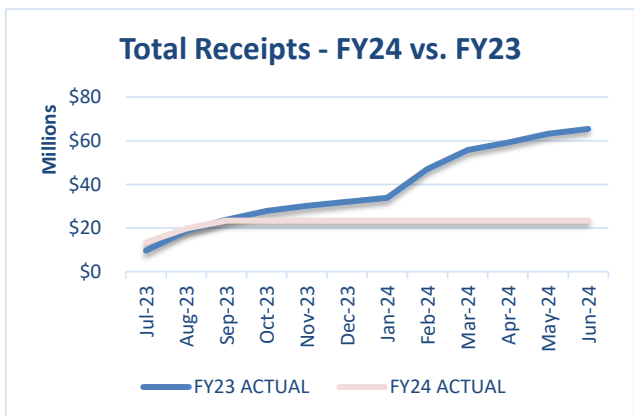
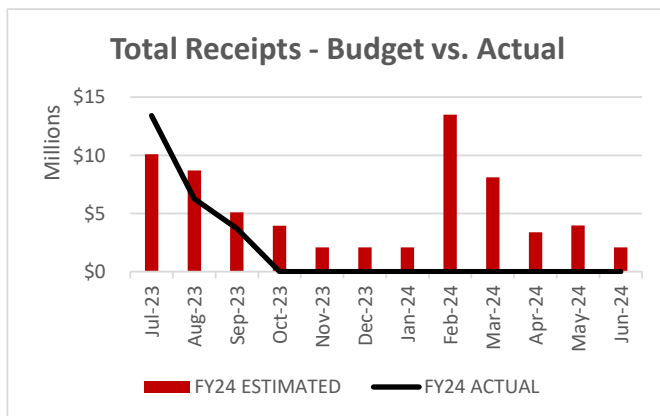
COMPARISON OF TOTAL RECEIPTS

September 30, 2023

| | | Monthly | | Fiscal Year 2024 Year-to-Date |
|------------------------------------|-------|---------------|------------|----------------------------------|
| Actual Receipts | | \$3,712,737 | | \$23,391,548 |
| Estimated Receipts | | \$5,096,900 | | \$23,890,701 |
| Variance From Estimate | UNDER | (\$1,384,163) | UNDER | (\$499,153) |
| Variance From Estimate | UNDER | -27.16% | UNDER | -2.09% |
| Actual Prior Year | | \$5,063,140 | | \$23,820,431 |
| Total Fiscal Year 2024 Estimate | | | | \$65,170,006 |
| Percent Of Total Estimate Received | | | | 35.89% |
| Percent Of Budget Year Completed | | | 3 month(s) | 25.00% |

DESCRIPTION: This category consists of all General Fund revenues contained within this report.

COMMENTS: Total receipts are trending in line with the forecast.



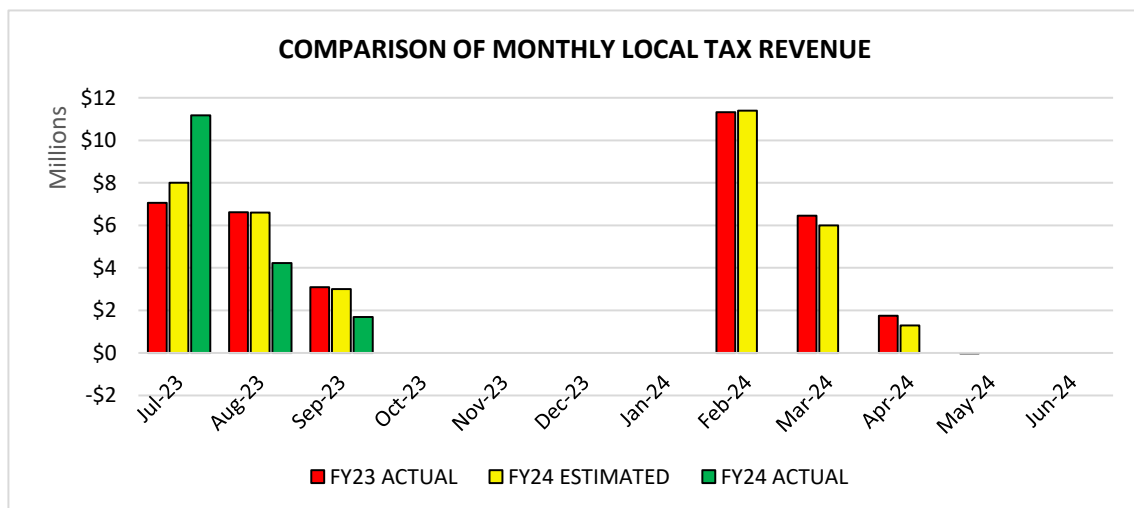
COMPARISON OF LOCAL TAXES

September 30, 2023

| | | Monthly | | Fiscal Year 2024 Year-to-Date |
|------------------------------------|-------|---------------|-------|----------------------------------|
| Actual Tax Receipts | | \$1,691,869 | | \$17,093,869 |
| Estimated Tax Receipts | | \$3,000,000 | | \$17,600,000 |
| Variance From Estimate | UNDER | (\$1,308,131) | UNDER | (\$506,131) |
| Variance From Estimate | UNDER | -43.60% | UNDER | -2.88% |
| Actual Prior Year | | \$3,098,525 | | \$16,771,403 |
| Total Fiscal Year 2024 Estimate | | | | \$36,295,770 |
| Percent Of Total Estimate Received | | | | 47.10% |
| Percent Of Budget Year Completed | | 3 month(s) | | 25.00% |

DESCRIPTION: This category consists of real and personal property taxes. Real property taxes are received in September and April with advances being available the two months prior to settlement. Personal Property taxes are received in October and June.

COMMENTS: Total receipts are trending in line with the forecast.



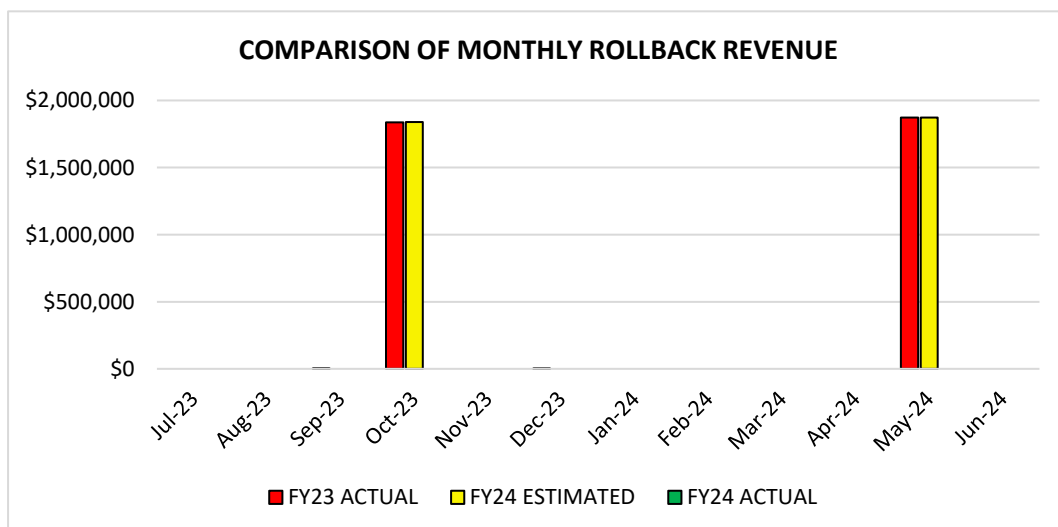
COMPARISON OF STATE ROLLBACK

September 30, 2023

| | Monthly | | Fiscal Year 2024 Year-to-Date | |
|------------------------------------|---------|------------|----------------------------------|-------------|
| Actual State Receipts | | \$0 | | \$0 |
| Estimated State Receipts | | \$0 | | \$0 |
| Variance From Estimate | OVER | \$0 | OVER | \$0 |
| Variance From Estimate | OVER | #DIV/0! | OVER | #DIV/0! |
| Actual Prior Year | | \$3,539 | | \$3,539 |
| Total Fiscal Year 2024 Estimate | | | | \$3,711,432 |
| Percent Of Total Estimate Received | | | | 0.00% |
| Percent Of Budget Year Completed | | 3 month(s) | | 25.00% |

DESCRIPTION: This category consists of homestead/rollback and \$10,000 exemptions received once for the \$10,000 exemption. Rollback is paid by the State of Ohio around November and May.

COMMENTS: Total receipts are trending in line with the forecast.

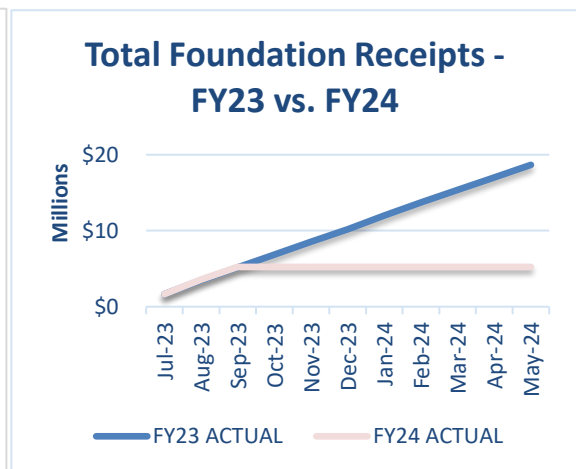
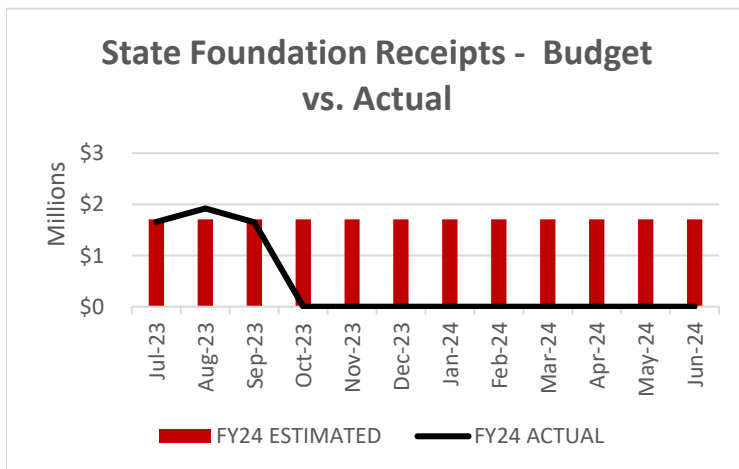


COMPARISON OF STATE FOUNDATION September 30, 2023

| | | Monthly | | Fiscal Year 2024 Year-to-Date |
|------------------------------------|-------|-------------|------|----------------------------------|
| Actual State Receipts | | \$1,651,969 | | \$5,231,003 |
| Estimated State Receipts | | \$1,707,834 | | \$5,123,502 |
| Variance From Estimate | UNDER | (\$55,865) | OVER | \$107,501 |
| Variance From Estimate | UNDER | -3.27% | OVER | 2.10% |
| Actual Prior Year | | \$1,655,848 | | \$5,160,785 |
| Total Fiscal Year 2024 Estimate | | | | \$20,494,007 |
| Percent Of Total Estimate Received | | | | 25.52% |
| Percent Of Budget Year Completed | | 3 month(s) | | 25.00% |

DESCRIPTION: This category consists of unrestricted and restricted state aid.

COMMENTS: Total receipts are trending in line with the forecast. The new Budget Bill signed by the Ohio Governor approved changes to the State funding formula. We will continue to see changes through October.



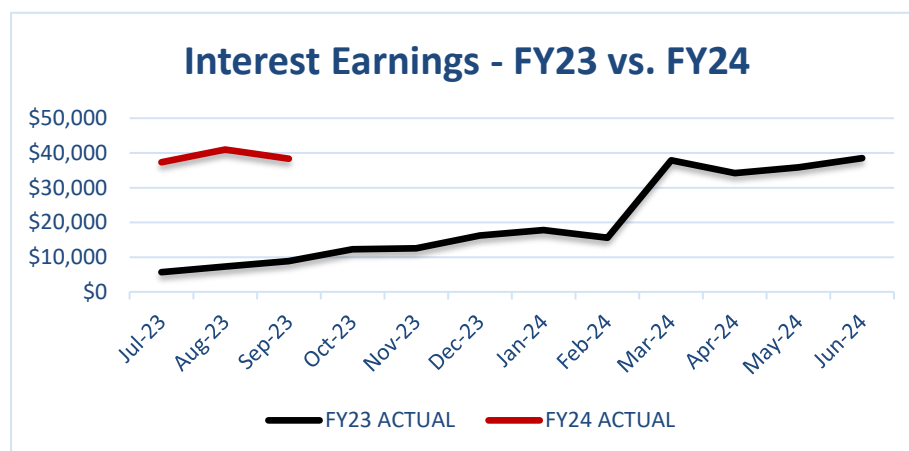
COMPARISON OF INTEREST EARNINGS

September 30, 2023

| | | Monthly | | Fiscal Year 2024 Year-to-Date |
|------------------------------------|------|----------|------------|----------------------------------|
| Actual Interest Receipts | | \$38,320 | | \$116,613 |
| Estimated Interest Receipts | | \$17,500 | | \$52,500 |
| Variance From Estimate | OVER | \$20,820 | OVER | \$64,113 |
| Variance From Estimate | OVER | 118.97% | OVER | 122.12% |
| Actual Prior Year | | \$8,858 | | \$21,795 |
| Total Fiscal Year 2024 Estimate | | | | \$210,000 |
| Percent Of Total Estimate Received | | | | 55.53% |
| Percent Of Budget Year Completed | | | 3 month(s) | 25.00% |

DESCRIPTION: This category consists of investment income. Currently, all interest is posted in the current month of receiving it.

COMMENTS: Total receipts are trending more than the forecast, but the amount of the variance is minimal compared to total receipts. We expect interest earnings to be highly improved this year, so we will need to adjust the forecast in November accordingly.



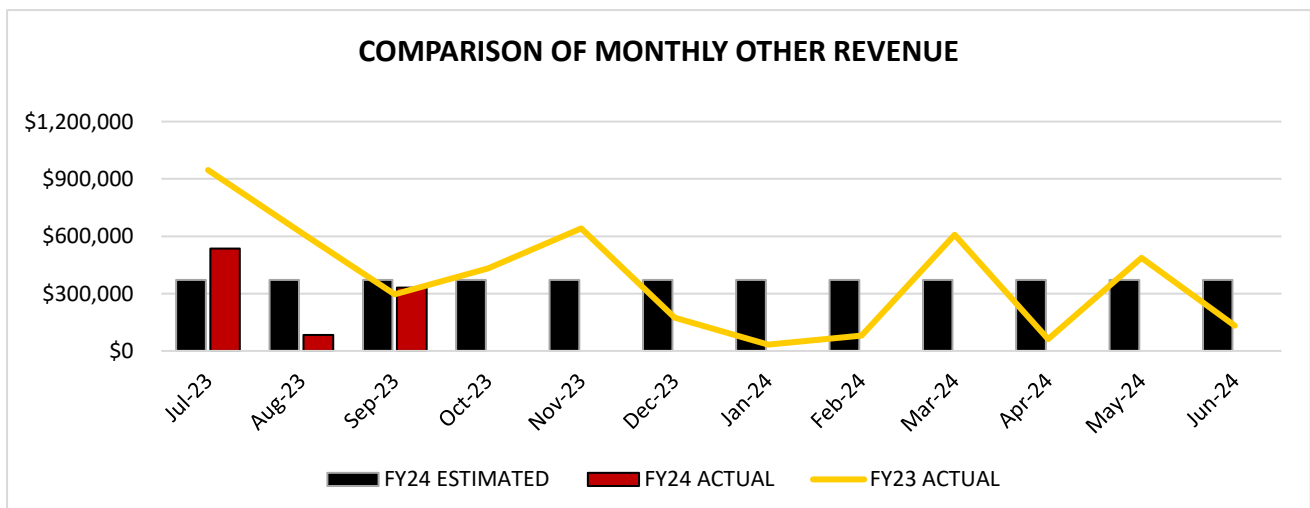
COMPARISON OF OTHER REVENUES

September 30, 2023

| | | Monthly | | Fiscal Year 2024 Year-to-Date |
|------------------------------------|-------|------------|-------|----------------------------------|
| Actual Other Receipts | | \$330,579 | | \$950,063 |
| Estimated Other Receipts | | \$371,566 | | \$1,114,699 |
| Variance From Estimate | UNDER | (\$40,987) | UNDER | (\$164,636) |
| Variance From Estimate | UNDER | -11.03% | UNDER | -14.77% |
| Actual Prior Year | | \$296,370 | | \$1,862,908 |
| Total Fiscal Year 2024 Estimate | | | | \$4,458,797 |
| Percent Of Total Estimate Received | | | | 21.31% |
| Percent Of Budget Year Completed | | 3 month(s) | | 25.00% |

DESCRIPTION: This category consists of advances-in, transfers-in, notes received, other state sources, tuition, rent, sale of assets, and other miscellaneous revenues.

COMMENTS: Total receipts are trending less than projected in the forecast. This is primarily due to the timing of collections and the change in procedure with advances. We will continue to monitor this area and adjust the five-year forecast accordingly.



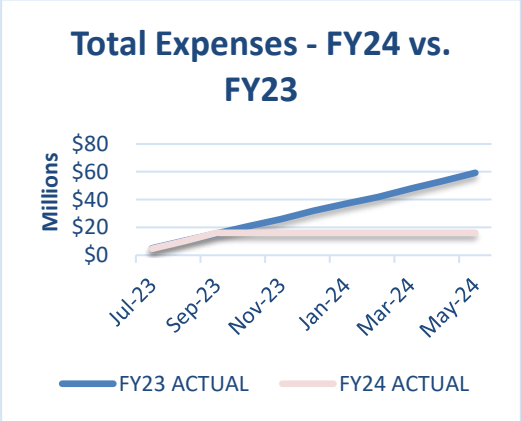
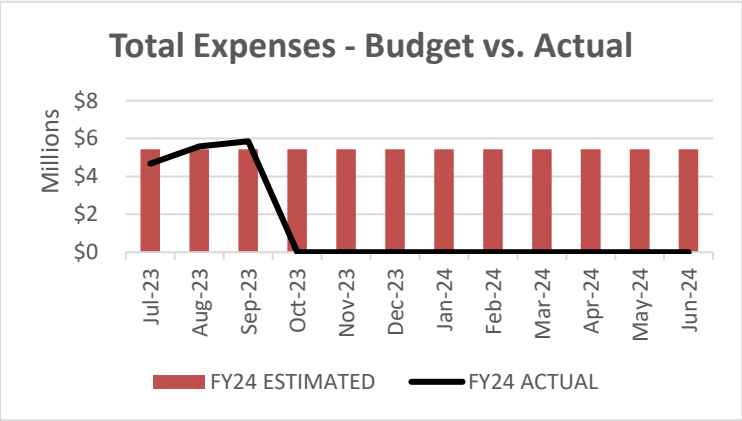
COMPARISON OF TOTAL EXPENDITURES

September 30, 2023

| | | Monthly | | Fiscal Year 2024 Year-to-Date |
|----------------------------------|------|-------------|-------|----------------------------------|
| Actual Expenditures | | \$5,854,239 | | \$16,123,066 |
| Estimated Expenditures | | \$5,428,452 | | \$16,285,356 |
| Variance From Estimate | OVER | \$425,787 | UNDER | (\$162,290) |
| Variance From Estimate | OVER | 7.84% | UNDER | -1.00% |
| Actual Prior Year | | \$5,319,537 | | \$15,701,280 |
| Total Fiscal Year 2024 Estimate | | | | \$65,141,419 |
| Percent Of Total Estimate Spent | | | | 24.75% |
| Percent Of Budget Year Completed | | 3 month(s) | | 25.00% |

DESCRIPTION: This category consists of all expenditures contained within this report.

COMMENTS: FYTD expenditures are trending in line with the forecast.



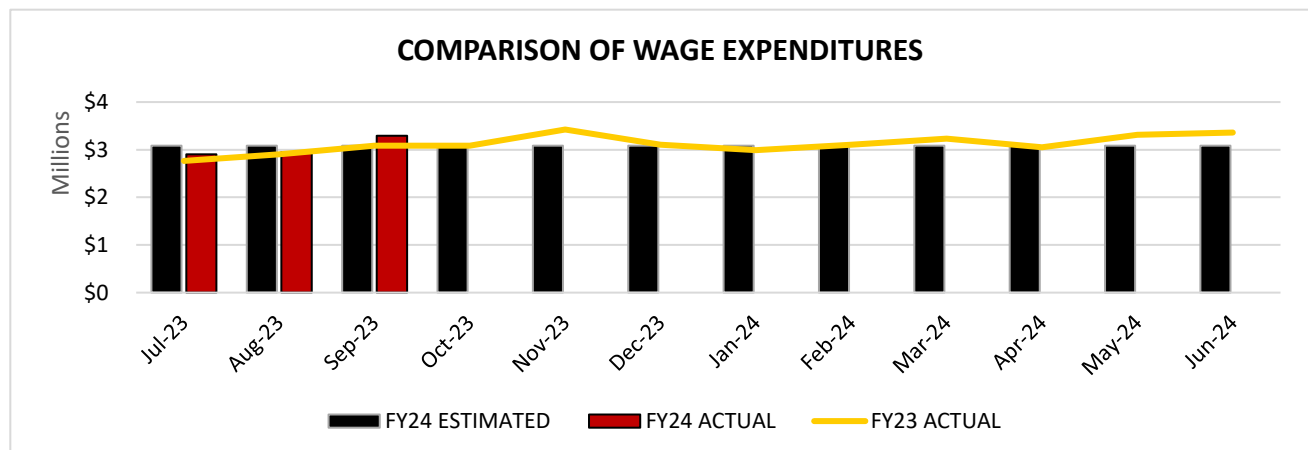
COMPARISON OF WAGE EXPENDITURES

September 30, 2023

| | | Monthly | | Fiscal Year 2024 Year-to-Date |
|--|------|-------------|-------|----------------------------------|
| Actual Wage Expenditures | | \$3,290,524 | | \$9,143,961 |
| Estimated Wage Expenditures | | \$3,085,827 | | \$9,257,481 |
| Variance From Estimate | OVER | \$204,697 | UNDER | (\$113,520) |
| Variance From Estimate | OVER | 6.63% | UNDER | -1.23% |
| Actual Prior Year | | \$3,086,177 | | \$8,750,708 |
| Total Fiscal Year 2024 Estimate | | | | \$37,029,929 |
| Percent Of Total Estimate Spent | | | | 24.69% |
| Percent Of Budget Year Completed | | 3 month(s) | | 25.00% |
| Percent of Wage Expenditures to Revenues | | | | 39.09% |
| Percent of Wage Expenditures to Total Expenditures | | | | 56.71% |
| Total Percent of Wages & Fringes to Expenditures | | | | 81.49% |

DESCRIPTION: This category consists of regular wages, substitute wages, and supplementals, etc.

COMMENTS: FYTD expenditures are trending in line with the forecast.



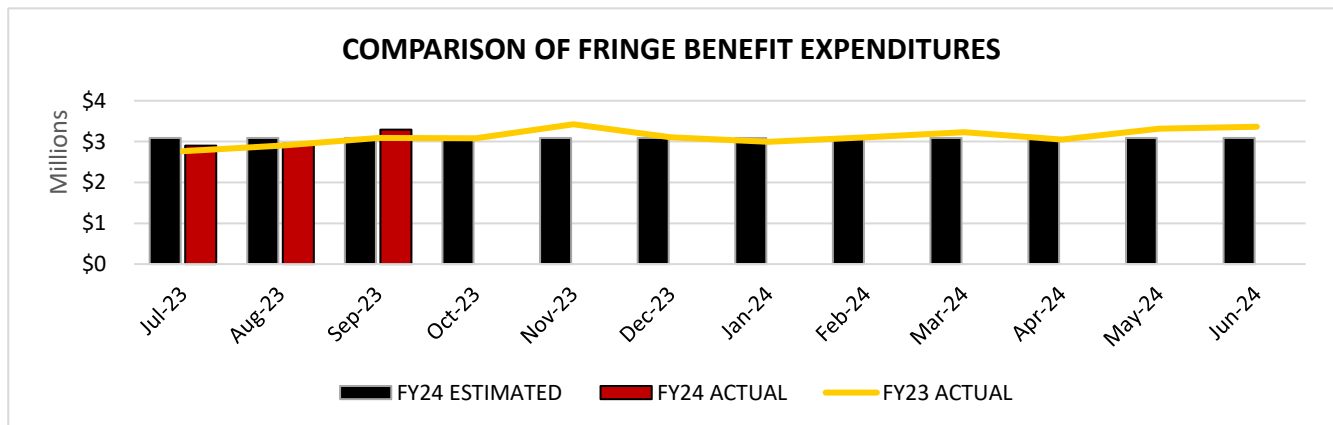
COMPARISON OF FRINGE BENEFIT EXPENDITURES

September 30, 2023

| | | Monthly | | Fiscal Year 2024 Year-to-Date |
|--|------|-------------|------|----------------------------------|
| Actual Fringe Benefit Expenditures | | \$1,399,736 | | \$3,994,550 |
| Estimated Fringe Benefit Expenditures | | \$1,272,779 | | \$3,818,337 |
| Variance From Estimate | OVER | \$126,957 | OVER | \$176,213 |
| Variance From Estimate | OVER | 9.97% | OVER | 4.61% |
| Actual Prior Year | | \$1,226,497 | | \$4,347,641 |
| Total Fiscal Year 2024 Estimate | | | | \$15,273,345 |
| Percent Of Total Estimate Spent | | | | 26.15% |
| Percent Of Budget Year Completed | | 3 month(s) | | 25.00% |
| Percent of Fringe Benefits to Revenues | | | | 17.08% |
| Total Percent of Wages & Fringes to Revenues | | | | 56.17% |
| Percent of Fringe Benefits to Total Expenditures | | | | 24.78% |
| Total Percent of Wages & Fringes to Expenditures | | | | 81.49% |

DESCRIPTION: This category consists of employee insurance programs, retirement, Medicare, etc.

COMMENTS: FYTD expenditures are trending higher than the forecast. We will continue to monitor this change to see if this is a consistent change that will impact the five-year forecast.



COMPARISON OF PURCHASED SERVICE EXPENDITURES

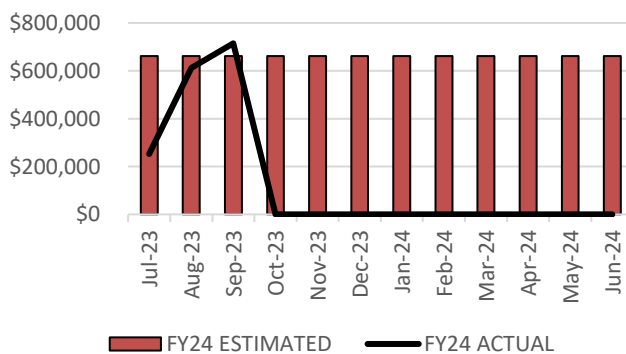
September 30, 2023

| | | Monthly | | Fiscal Year 2024 Year-to-Date |
|----------------------------------|------|-----------|------------|----------------------------------|
| Actual Service Expenditures | | \$714,850 | | \$1,579,224 |
| Estimated Service Expenditures | | \$662,183 | | \$1,986,549 |
| Variance From Estimate | OVER | \$52,667 | UNDER | (\$407,325) |
| Variance From Estimate | OVER | 7.95% | UNDER | -20.50% |
| Actual Prior Year | | \$541,903 | | \$1,215,506 |
| Total Fiscal Year 2024 Estimate | | | | \$7,946,190 |
| Percent Of Total Estimate Spent | | | | 19.87% |
| Percent Of Budget Year Completed | | | 3 month(s) | 25.00% |

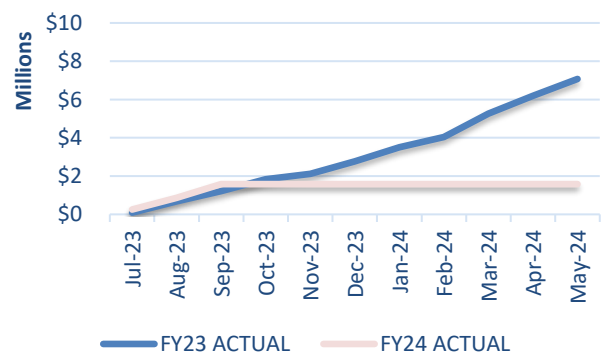
DESCRIPTION: This category consists of contract services, utilities, lease purchase costs, repairs, etc.

COMMENTS: FYTD expenditures are trending lower than the forecast. Invoices for purchased services typically occur during specific times of the year, but are generally unpredictable. We saw this same trend last year at this time. However, we will continue to monitor for potential need to update the forecast.

**Total Purchased Services - Budget
vs. Actual**



**Total Purchased Services - FY23
vs. FY24**



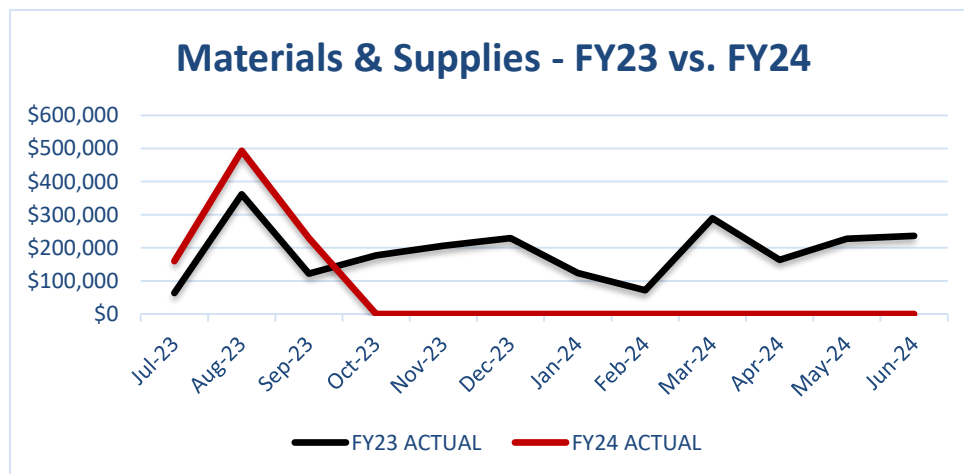
COMPARISON OF SUPPLIES & MATERIAL EXPENDITURES

September 30, 2023

| | | Monthly | | Fiscal Year 2024 Year-to-Date |
|----------------------------------|------|-----------|------------|----------------------------------|
| Actual Material Expenditures | | \$229,518 | | \$882,172 |
| Estimated Material Expenditures | | \$194,369 | | \$583,107 |
| Variance From Estimate | OVER | \$35,149 | OVER | \$299,065 |
| Variance From Estimate | OVER | 18.08% | OVER | 51.29% |
| Actual Prior Year | | \$121,892 | | \$546,806 |
| Total Fiscal Year 2024 Estimate | | | | \$2,332,425 |
| Percent Of Total Estimate Spent | | | | 37.82% |
| Percent Of Budget Year Completed | | | 3 month(s) | 25.00% |

DESCRIPTION: This category consists of office supplies and instructional supplies.

COMMENTS: FYTD expenditures are trending more than the forecast. This is the second month of this trend, so we will evaluate the current level of spending year over year to identify any potential change needed in the five-year forecast.



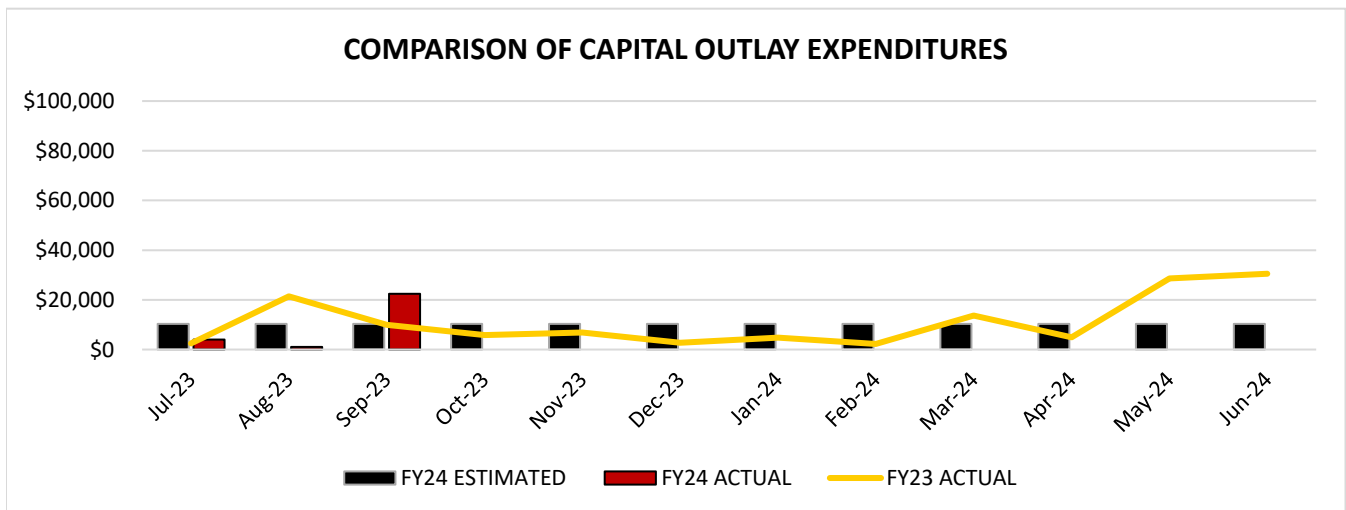
COMPARISON OF EQUIPMENT & CAPITAL EXPENDITURES

September 30, 2023

| | | Monthly | | Fiscal Year 2024 Year-to-Date |
|----------------------------------|------|------------|-------|----------------------------------|
| Actual Equipment Expenditures | | \$22,405 | | \$27,477 |
| Estimated Equipment Expenditures | | \$10,302 | | \$30,906 |
| Variance From Estimate | OVER | \$12,103 | UNDER | (\$3,429) |
| Variance From Estimate | OVER | 117.48% | UNDER | -11.10% |
| Actual Prior Year | | \$9,958 | | \$33,864 |
| Total Fiscal Year 2024 Estimate | | | | \$123,623 |
| Percent Of Total Estimate Spent | | | | 22.23% |
| Percent Of Budget Year Completed | | 3 month(s) | | 25.00% |

DESCRIPTION: This category consists of new and replacement equipment, and capital outlay.

COMMENTS: FYTD expenditures are trending less than anticipated. Capital expenditures typically occur in specific months based on need, and they are difficult to predict. However, the total dollar variance is insignificant compared to all other expenditures.



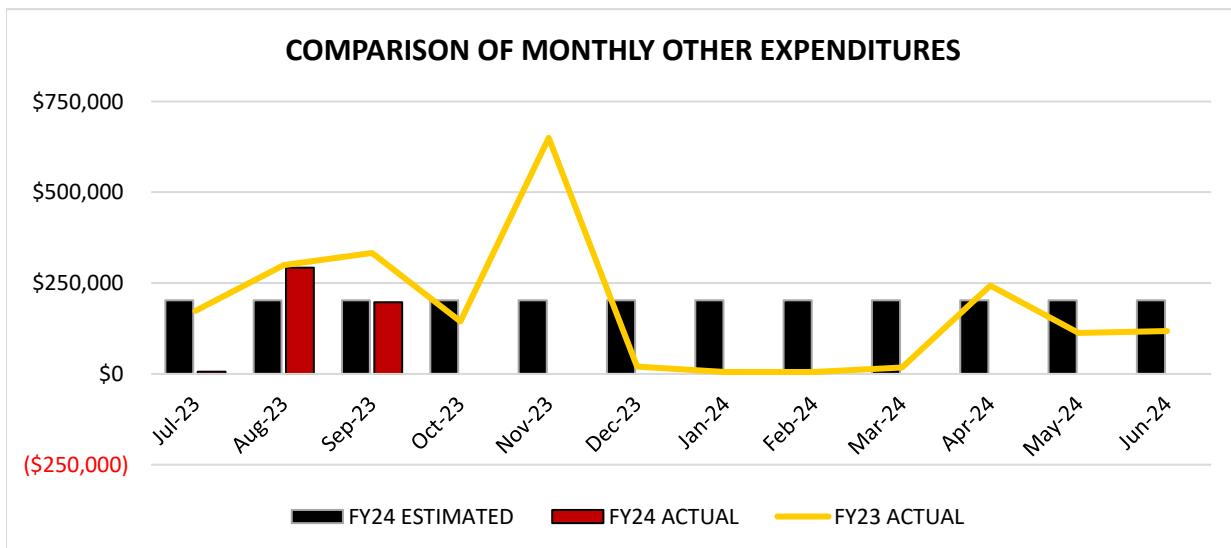
COMPARISON OF ALL OTHER EXPENDITURES

September 30, 2023

| | | Monthly | | Fiscal Year 2024 Year-to-Date |
|----------------------------------|-------|------------|-------|----------------------------------|
| Actual Other Expenditures | | \$197,206 | | \$495,682 |
| Estimated Other Expenditures | | \$202,992 | | \$608,976 |
| Variance From Estimate | UNDER | (\$5,786) | UNDER | (\$113,294) |
| Variance From Estimate | UNDER | -2.85% | UNDER | -18.60% |
| Actual Prior Year | | \$333,111 | | \$806,755 |
| Total Fiscal Year 2024 Estimate | | | | \$2,435,907 |
| Percent Of Total Estimate Spent | | | | 20.35% |
| Percent Of Budget Year Completed | | 3 month(s) | | 25.00% |

DESCRIPTION: This category consists of advances, transfers, contingencies, auditor/treasurer fees, county board deductions, etc.

COMMENTS: FYTD expenditures are less than anticipated. This category is volatile, highly dependent upon time of the year.



SECTION II

Fiscal Policy



LEBANON CITY SCHOOL DISTRICT

Fiscal Policy



1. Structurally Balanced Budget

The annual Operating Budget will be structurally balanced throughout the budget process. Recurring revenues will equal or exceed recurring expenditures in both the proposed and adopted Operating Budgets. If a structural imbalance occurs, a plan will be developed by the Superintendent and Treasurer to bring the budget back into structural balance.

2. Report on How the Budget Is Balanced

The District Superintendent and Treasurer shall report to the Board on how the budget is balanced with a concise narrative, and if the budget is not in balance, the Superintendent and Treasurer will clearly delineate why and present a plan of options for corrective action within 90 days of the initial report.

3. General Fund Balance

The District shall maintain a General Fund Balance as follows:

- An unencumbered operating reserve equivalent to 10% (36.5 days of operating cash) or more of the General Fund's annual expenditure budget at fiscal year-end.
- The District will also only expend up to 100% of the District's annual available resources minus the prior year's reserve without board approval until an unencumbered operating reserve of 20% is met.

4. Use of One-Time Resources

Once the General Fund budget is brought into structural balance, one-time resources such as proceeds from asset sales, debt refinancing, one-time grants, revenue windfalls, budget savings, and similar non-recurring revenues shall not be used for current or new operating expenses. Appropriate uses of one-time resources include establishing and rebuilding emergency and operating reserves, early retirement of debt, capital expenditures and other non-recurring expenditures.

5. Accounting and Financial Reporting

The District will conform to generally accepted accounting principles as promulgated by Government Account Standards Board (GASB) and the Government Finance Officers Association (GFOA). Reporting will include the following:

- Interim Financial Reports: The Treasurer will prepare monthly financial reports for the Board of Education that analyze and evaluate the District's financial performance based upon the District's spending plan which is a month by month breakdown of anticipated revenues and expenditures for the entire fiscal year.
- Red Flag Exceptions: The Treasurer shall advise the Board of Education of significant negative or positive financial information as soon as he or she becomes aware of it and assesses the impact of the financial information on the District's financial situation.

6. Grants

District Staff will identify, apply for and effectively administer federal, state, local and other grants, which address the District's priorities and policy objectives and provide a positive cost benefit to the District, as determined by the Superintendent or his/her designee.

7. Financial Planning

The District shall develop a long-range financial plan that forecasts General Fund expenditures and revenues, which will include three years of history and five years of projections. The long-range financial plan will be updated and filed with the State of Ohio before every May 31st and October 31st. As part of the budget process, the Treasurer will advise the Board of potential long-range positive and negative trends along with an executive summary of those trends. The long-range financial plan should include an analysis of such factors as:

- State Revenue and Expenditure Impacts
- Legislative Issues Passed and Pending
- Real Estate Development - Commercial and Residential
- Demographic Changes Effecting Student Population
- And Other Indicators Affecting Funding and Expenditures

8. General Obligation Debt Limits

In keeping with the policy of fiscal responsibility, the District will stay within the General Assemblies debt limitations of nine percent of its tax valuation, except where allowed by law.

9. Policy Annual Review

Each fiscal year, the District's Community Audit Advisory Committee (CAAC) will review/revise this policy and make recommendations to the Board of Education for adoption.

SECTION III

Cash Summary Report (all funds)
Disbursement Summary Report
Lebanon CSD Bank Reconciliation Report
Lebanon CSD Payroll Reconciliation Report
Lebanon CSD Investment Report
Lebanon CSD Interest Earnings Report



LEBANON CITY SCHOOL DISTRICT

Cash Summary Report

| Full Account Code | Description | Initial Cash | MTD Received | FYTD Received | MTD Expended | FYTD Expended | Fund Balance | Encumbrance | Unencumbered Balance |
|-------------------|---|------------------|-----------------|------------------|-----------------|------------------|------------------|-----------------|----------------------|
| 001-0000 | General Fund | \$ 26,220,438.33 | \$ 3,712,737.25 | \$ 23,391,548.42 | \$ 5,854,239.04 | \$ 16,123,066.13 | \$ 33,488,920.62 | \$ 2,706,800.63 | \$ 30,782,119.99 |
| 002-0000 | Bond Retirement Fund | 9,421,830.08 | 1,993,268.37 | 1,994,529.87 | 1,780,527.28 | 1,780,527.28 | 9,635,832.67 | 2,093,475.00 | 7,542,357.67 |
| 003-9008 | Lebanon Athletic Facilities Improvements | 2,594,312.96 | 2,552.68 | 9,076.42 | 369,855.00 | 372,522.50 | 2,230,866.88 | 868,222.50 | 1,362,644.38 |
| 003-9099 | Capital Projects Fund | 3,743,172.58 | 601,358.09 | 606,384.95 | 231,990.25 | 1,097,847.49 | 3,251,710.04 | 1,686,042.08 | 1,565,667.96 |
| 004-9000 | Building Fund | 45,248.18 | 51.97 | 165.80 | 0.00 | 0.00 | 45,413.98 | 0.00 | 45,413.98 |
| 004-9001 | Energy Conservation Fund | 9,994.32 | 0.00 | 0.00 | 0.00 | 0.00 | 9,994.32 | 0.00 | 9,994.32 |
| 004-9002 | 2013 Building Fund LFI | 324,393.01 | 0.00 | 0.00 | 0.00 | 0.00 | 324,393.01 | 34,572.16 | 289,820.85 |
| 004-9003 | Building Fund/LFI Interest | (5,197.71) | 0.00 | 0.00 | 0.00 | 0.00 | (5,197.71) | 40,956.31 | (46,154.02) |
| 006-0000 | Cafeteria Fund | 881,710.19 | 107,643.24 | 188,834.20 | 178,893.89 | 385,122.62 | 685,421.77 | 227,700.41 | 457,721.36 |
| 007-9003 | Lebanon CSD Administration Scholarship Fund | 1,389.82 | 44.88 | 134.81 | 0.00 | 0.00 | 1,524.63 | 0.00 | 1,524.63 |
| 007-9006 | Dennis Barr Jeffery Memorial Scholarship Fund | 306.62 | 9.90 | 29.74 | 0.00 | 0.00 | 336.36 | 0.00 | 336.36 |
| 007-9007 | Audrey Aileen Kite Scholarship Fund | 135,608.39 | 0.00 | 0.00 | 0.00 | 0.00 | 135,608.39 | 0.00 | 135,608.39 |
| 007-9009 | Jarod Bennett Memorial Fund | 576.01 | 18.59 | 55.59 | 0.00 | 0.00 | 631.60 | 0.00 | 631.60 |
| 007-9013 | Donald L. Palmer Scholarship Fund | 8,446.54 | 272.77 | 819.35 | 0.00 | 0.00 | 9,265.89 | 0.00 | 9,265.89 |
| 007-9017 | Diversity and Achievement Scholarship | 527.17 | 17.02 | 51.14 | 0.00 | 0.00 | 578.31 | 0.00 | 578.31 |
| 007-9019 | Gloria Taylor Memorial Scholarship | 12,346.28 | 398.70 | 1,197.63 | 0.00 | 0.00 | 13,543.91 | 0.00 | 13,543.91 |
| 007-9020 | Misc. Scholarships | 1,000.00 | 0.00 | 0.00 | 0.00 | 0.00 | 1,000.00 | 0.00 | 1,000.00 |
| 007-9100 | Molly McCool Memorial Scholarship Fund | 229.52 | 7.41 | 22.27 | 0.00 | 0.00 | 251.79 | 0.00 | 251.79 |
| 007-9101 | Rosalee Satchell/Domino's Pizza Scholar. Fund | 7,485.46 | 0.00 | 0.00 | 0.00 | 0.00 | 7,485.46 | 0.00 | 7,485.46 |
| 008-0000 | Louisa Jurey Wright Scholarship Fund | 15,278.74 | 70.00 | 210.24 | 0.00 | 0.00 | 15,488.98 | 0.00 | 15,488.98 |
| 008-9001 | Michael Rourke Scholarship Fund | 3,494.97 | 16.01 | 48.09 | 0.00 | 0.00 | 3,543.06 | 0.00 | 3,543.06 |
| 008-9002 | Friends of Academics Scholarship Fund | 100,900.71 | 462.26 | 1,388.40 | 0.00 | 0.00 | 102,289.11 | 0.00 | 102,289.11 |
| 008-9004 | Ron LeFeber Memorial Scholarship Fund | 6,663.65 | 30.53 | 91.69 | 0.00 | 0.00 | 6,755.34 | 0.00 | 6,755.34 |
| 009-9004 | LJHS USS Fund | 5,313.08 | 13,829.11 | 34,374.20 | 4,972.24 | 15,672.27 | 24,015.01 | 1,735.08 | 22,279.93 |
| 009-9005 | LHS USS Fund | 208,691.20 | 58,541.26 | 159,084.44 | 21,913.03 | 106,210.59 | 261,565.05 | 80,515.15 | 181,049.90 |
| 009-9006 | Bowman USS Fund | 130.64 | 11,429.25 | 37,211.75 | 1,129.52 | 34,758.16 | 2,584.23 | 3,187.83 | (603.60) |
| 009-9007 | Berry USS Fund | 2,225.37 | 8,898.90 | 21,886.15 | 1,751.49 | 13,699.23 | 10,412.29 | 9,531.04 | 881.25 |
| 009-9008 | Donovan USS Fund | 12,058.28 | 7,578.75 | 25,072.75 | 6,777.67 | 16,740.09 | 20,390.94 | 5,099.80 | 15,291.14 |
| 009-9009 | Art USS Fund | 0.00 | 6,379.01 | 14,971.14 | (70.80) | 7,352.40 | 7,618.74 | 1,717.19 | 5,901.55 |
| 009-9010 | Math Grades 6-8 USS | 0.00 | 5,138.50 | 13,318.00 | 0.00 | 94,922.40 | (81,604.40) | 0.00 | (81,604.40) |
| 009-9011 | Virtual Learning Supplies | 7,393.10 | 0.00 | 0.00 | 0.00 | 0.00 | 7,393.10 | 0.00 | 7,393.10 |
| 010-9000 | Classroom Facilities Project State Share | (421,796.98) | 0.00 | 0.00 | 0.00 | 0.00 | (421,796.98) | 354,514.20 | (776,311.18) |

LEBANON CITY SCHOOL DISTRICT

Cash Summary Report

| Full Account Code | Description | Initial Cash | MTD Received | FYTD Received | MTD Expended | FYTD Expended | Fund Balance | Encumbrance | Unencumbered Balance |
|-------------------|---|----------------|--------------|---------------|--------------|---------------|----------------|---------------|----------------------|
| 010-9001 | Classroom Facilities Project Local Share | \$ (57,509.28) | \$ 0.00 | \$ 0.00 | \$ 0.00 | \$ 0.00 | \$ (57,509.28) | \$ 196,249.10 | \$ (253,758.38) |
| 010-9900 | Classroom Facilities State Share/Interest | 332,522.22 | 0.00 | 0.00 | 0.00 | 0.00 | 332,522.22 | 0.00 | 332,522.22 |
| 010-9901 | Classroom Facilities Local Share/Interest | 984,212.46 | 19,405.05 | 202,161.93 | 0.00 | 0.00 | 1,186,374.39 | 0.00 | 1,186,374.39 |
| 018-9000 | LJHS Neediest Kids of All | 514.94 | 0.00 | 400.00 | 0.00 | 0.00 | 914.94 | 0.00 | 914.94 |
| 018-9001 | Bowman Neediest Kids of All | 7.93 | 0.00 | 1,500.00 | 440.90 | 440.90 | 1,067.03 | 559.10 | 507.93 |
| 018-9002 | LJHS Morning Market | 6,473.03 | 0.00 | 0.00 | 0.00 | 0.00 | 6,473.03 | 0.00 | 6,473.03 |
| 018-9003 | Donovan Neediest Kids of All | 831.68 | 0.00 | 2,000.00 | 614.14 | 614.14 | 2,217.54 | 385.86 | 1,831.68 |
| 018-9005 | Berry Neediest Kids of All | 15.27 | 0.00 | 1,000.00 | 243.96 | 243.96 | 771.31 | 756.04 | 15.27 |
| 018-9007 | LJHS Teachers' Lounge | 1,261.67 | 55.76 | 55.76 | 0.00 | 0.00 | 1,317.43 | 0.00 | 1,317.43 |
| 018-9010 | Transportation Dept's Lounge | 279.39 | 49.21 | 49.21 | 0.00 | 0.00 | 328.60 | 0.00 | 328.60 |
| 018-9011 | Donovan Media Center | 9,264.25 | 0.00 | 0.00 | 0.00 | 0.00 | 9,264.25 | 0.00 | 9,264.25 |
| 018-9013 | Bowman Media Center | 8,544.27 | 47.40 | 77.40 | 0.00 | 956.15 | 7,665.52 | 0.00 | 7,665.52 |
| 018-9015 | LJHS Building Fund | 18,411.85 | 1,211.94 | 1,963.94 | 12,177.20 | 13,752.97 | 6,622.82 | 851.45 | 5,771.37 |
| 018-9016 | Camp Joy (Berry) | 11,488.75 | 0.00 | 0.00 | 0.00 | 0.00 | 11,488.75 | 0.00 | 11,488.75 |
| 018-9019 | Donovan Building Fund | 5,988.71 | 39.93 | 39.93 | 2,074.24 | 7,448.76 | (1,420.12) | 4,502.47 | (5,922.59) |
| 018-9021 | Bowman Building Fund - Student | 26,641.73 | 25.96 | 25.96 | 192.90 | 4,605.57 | 22,062.12 | 5,047.11 | 17,015.01 |
| 018-9023 | Berry Building Fund | 9,258.99 | 54.82 | 75.70 | 92.00 | 3,751.03 | 5,583.66 | 3,841.66 | 1,742.00 |
| 018-9024 | LHS Building Fund | 9,268.81 | 24.73 | 580.21 | 1,153.76 | 2,542.12 | 7,306.90 | 5,008.88 | 2,298.02 |
| 018-9025 | LHS Bridges | 293.19 | 0.00 | 0.00 | 0.00 | 0.00 | 293.19 | 0.00 | 293.19 |
| 018-9027 | LJHS Media Center | 2,011.76 | 0.00 | 0.00 | 0.58 | 0.58 | 2,011.18 | 0.00 | 2,011.18 |
| 018-9028 | Berry Media Center | 2,575.23 | 0.00 | 0.00 | 0.00 | 0.00 | 2,575.23 | 0.00 | 2,575.23 |
| 018-9029 | Ticket Sales Fund | 6.48 | 7,100.00 | 7,100.00 | 0.00 | 6.48 | 7,100.00 | 1,000.00 | 6,100.00 |
| 018-9030 | Bowman Building Fund - Administration | 0.00 | 0.00 | 0.00 | 0.00 | 0.00 | 0.00 | 143.89 | (143.89) |
| 018-9031 | LJHS - Washington DC Trip | 0.00 | 5,451.47 | 5,451.47 | 0.00 | 0.00 | 5,451.47 | 0.00 | 5,451.47 |
| 018-9032 | LJHS - Red Ticket Program | 2,000.00 | 378.24 | 378.24 | 95.26 | 95.26 | 2,282.98 | 904.74 | 1,378.24 |
| 019-9002 | Making Middle Schools Work Grant | 315.00 | 0.00 | 0.00 | 0.00 | 0.00 | 315.00 | 0.00 | 315.00 |
| 019-9003 | Greater Cincy Foundation Grant Learning Links | 5.06 | 0.00 | 0.00 | 0.00 | 0.00 | 5.06 | 0.00 | 5.06 |
| 019-9005 | Greater Cincy Foundation Grant Learning Links | 12.18 | 0.00 | 0.00 | 0.00 | 0.00 | 12.18 | 0.00 | 12.18 |
| 019-9006 | Warren County Board of Dev Disabilites Grant | 4,739.92 | 25,000.00 | 25,000.00 | 5,223.27 | 10,446.54 | 19,293.38 | 0.00 | 19,293.38 |
| 019-9008 | Donovan Economics Program Fund | 107.24 | 0.00 | 0.00 | 0.00 | 0.00 | 107.24 | 0.00 | 107.24 |
| 019-9013 | Marth Holden Jennings Grant - McAndrews | 4,811.25 | 0.00 | 0.00 | 0.00 | 0.00 | 4,811.25 | 0.00 | 4,811.25 |
| 019-9014 | Morning Movers Grant | 73.33 | 0.00 | 0.00 | 0.00 | 0.00 | 73.33 | 0.00 | 73.33 |
| 019-9019 | Virginia Hamilton Grant | 6.06 | 0.00 | 0.00 | (0.58) | 6.06 | 0.00 | 0.00 | 0.00 |
| 019-9020 | LEARNING LINKS GRANT - SENSORY BREAKS LHS | 12.21 | 0.00 | 0.00 | 0.00 | 0.00 | 12.21 | 0.00 | 12.21 |

LEBANON CITY SCHOOL DISTRICT

Cash Summary Report

| Full Account Code | Description | Initial Cash | MTD Received | FYTD Received | MTD Expended | FYTD Expended | Fund Balance | Encumbrance | Unencumbered Balance |
|-------------------|--|--------------|--------------|---------------|--------------|---------------|--------------|-------------|----------------------|
| 019-9022 | Hope Squad, Suicide Prevention Grant | \$ 283.39 | \$ 0.00 | \$ 0.00 | \$ 0.00 | \$ 0.00 | \$ 283.39 | \$ 0.00 | \$ 283.39 |
| 019-9027 | High Schools That Work Mini Grant - LJHS | 625.03 | 0.00 | 0.00 | 0.00 | 0.00 | 625.03 | 0.00 | 625.03 |
| 019-9028 | Learning Links Grant - Career Tech | 1,296.00 | 0.00 | 0.00 | 0.00 | 0.00 | 1,296.00 | 0.00 | 1,296.00 |
| 019-9029 | High Schools That Work Mini Grant - LHS | 1,000.00 | 0.00 | 0.00 | 0.00 | 0.00 | 1,000.00 | 0.00 | 1,000.00 |
| 034-0000 | Classroom Facilities Maintenance .5 Mill | 773,746.16 | 216,977.92 | 218,837.17 | 43,867.36 | 106,716.36 | 885,866.97 | 78,271.92 | 807,595.05 |
| 200-9000 | Junior Council on World Affairs | 1,339.06 | 0.00 | 0.00 | 0.00 | 0.00 | 1,339.06 | 0.00 | 1,339.06 |
| 200-9001 | LHS Art Club | 164.94 | 0.00 | 0.00 | 0.00 | 0.00 | 164.94 | 0.00 | 164.94 |
| 200-9003 | LHS Drama Club | 11,123.49 | 0.00 | 0.00 | 0.00 | 0.00 | 11,123.49 | 0.00 | 11,123.49 |
| 200-9004 | LHS French Club | 362.22 | 0.00 | 0.00 | 0.00 | 0.00 | 362.22 | 0.00 | 362.22 |
| 200-9005 | LHS Spanish Club | 748.08 | 0.00 | 0.00 | 0.00 | 0.00 | 748.08 | 0.00 | 748.08 |
| 200-9006 | LHS FCCLA | 4,432.33 | 0.00 | 0.00 | 0.00 | 0.00 | 4,432.33 | 0.00 | 4,432.33 |
| 200-9007 | FBLA | 2,473.40 | 0.00 | 0.00 | 0.00 | 0.00 | 2,473.40 | 0.00 | 2,473.40 |
| 200-9008 | LHS National Honor Society | 3,868.45 | 0.00 | 0.00 | 0.00 | 385.00 | 3,483.45 | 0.00 | 3,483.45 |
| 200-9011 | LHS Recording Club | 1,061.89 | 0.00 | 0.00 | 0.00 | 0.00 | 1,061.89 | 0.00 | 1,061.89 |
| 200-9012 | AFJROTC | 8,960.67 | 520.00 | 1,115.00 | 1,191.72 | 1,401.67 | 8,674.00 | 954.97 | 7,719.03 |
| 200-9013 | LJHS Student Council | 9,103.38 | 0.00 | 0.00 | 0.00 | 0.00 | 9,103.38 | 0.00 | 9,103.38 |
| 200-9016 | LHS Student Council | 24,098.31 | 31,962.92 | 40,494.86 | 16,961.91 | 17,651.42 | 46,941.75 | 3,331.41 | 43,610.34 |
| 200-9017 | LJHS Warrior Pride Yearbook | 14,824.20 | 0.00 | 0.00 | (223.74) | (382.62) | 15,206.82 | 200.00 | 15,006.82 |
| 200-9025 | Key Club | 1,592.77 | 0.00 | 0.00 | 0.00 | 0.00 | 1,592.77 | 200.00 | 1,392.77 |
| 200-9027 | LHS Outdoor Adventure Club | 1,900.62 | 0.00 | 0.00 | 0.00 | 0.00 | 1,900.62 | 0.00 | 1,900.62 |
| 200-9029 | LHS Yearbook | 27,469.25 | 6,910.00 | 6,910.00 | 0.00 | 0.00 | 34,379.25 | 4,028.00 | 30,351.25 |
| 200-9030 | LJHS Newspaper | 1,635.87 | 0.00 | 0.00 | 0.00 | 0.00 | 1,635.87 | 0.00 | 1,635.87 |
| 200-9032 | LHS Ecology Club | 393.22 | 0.00 | 0.00 | 0.00 | 0.00 | 393.22 | 0.00 | 393.22 |
| 200-9033 | LHS Science Olympiad Fund | (203.46) | 0.00 | 38.92 | 0.00 | 0.00 | (164.54) | 0.00 | (164.54) |
| 200-9035 | LJHS Drama Club | 31,852.62 | 135.00 | 135.00 | 0.00 | 201.89 | 31,785.73 | 5,598.11 | 26,187.62 |
| 200-9037 | LJHS Renaissance Academic Success | 1,090.53 | 0.00 | 0.00 | 0.00 | 160.00 | 930.53 | 964.37 | (33.84) |
| 200-9038 | LHS Intramurals | 210.27 | 0.00 | 0.00 | 0.00 | 0.00 | 210.27 | 0.00 | 210.27 |
| 200-9040 | Daylight Prom | 1,516.77 | 0.00 | 0.00 | 0.00 | 0.00 | 1,516.77 | 0.00 | 1,516.77 |
| 200-9045 | LJHS Science Club | 536.85 | 0.00 | 0.00 | 0.00 | 0.00 | 536.85 | 0.00 | 536.85 |
| 200-9046 | LHS Gender Sexuality Alliance (GSA) | 887.10 | 0.00 | 0.00 | 0.00 | 0.00 | 887.10 | 0.00 | 887.10 |
| 200-9047 | LJHS Builders' Club | 22.50 | 0.00 | 0.00 | 0.00 | 0.00 | 22.50 | 0.00 | 22.50 |
| 200-9048 | LHS Class of 2022 | 8,531.94 | 0.00 | 0.00 | 0.00 | 8,531.94 | 0.00 | 0.00 | 0.00 |
| 200-9050 | LJHS Pop Culture Club | 247.86 | 0.00 | 0.00 | 0.00 | 0.00 | 247.86 | 0.00 | 247.86 |
| 200-9051 | LHS Beverage Cart | 752.04 | 0.00 | 0.00 | 338.00 | 338.00 | 414.04 | 0.00 | 414.04 |
| 200-9052 | LHS Class of 2023 | 1,216.81 | 0.00 | 0.00 | 0.00 | 140.95 | 1,075.86 | 0.00 | 1,075.86 |
| 200-9054 | LHS Hope Squad | 1,392.10 | 0.00 | 0.00 | 371.70 | 371.70 | 1,020.40 | 0.00 | 1,020.40 |

LEBANON CITY SCHOOL DISTRICT

Cash Summary Report

| Full Account Code | Description | Initial Cash | MTD Received | FYTD Received | MTD Expended | FYTD Expended | Fund Balance | Encumbrance | Unencumbered Balance |
|-------------------|--|--------------|--------------|---------------|--------------|---------------|--------------|-------------|----------------------|
| 200-9055 | LJHS WarZone | \$ 912.69 | \$ 72.00 | \$ 72.00 | \$ 0.00 | \$ 0.00 | \$ 984.69 | \$ 0.00 | \$ 984.69 |
| 200-9056 | LHS Class of 2024 | 3,358.54 | 293.00 | 293.00 | 55.45 | 55.45 | 3,596.09 | 194.55 | 3,401.54 |
| 200-9057 | LHS Class of 2025 | 2,424.14 | 431.00 | 431.00 | 347.55 | 347.55 | 2,507.59 | 152.45 | 2,355.14 |
| 200-9058 | Berry Student Council | 1,602.40 | 0.00 | 0.00 | 0.00 | 1,180.00 | 422.40 | 0.00 | 422.40 |
| 200-9059 | LHS Class of 2026 | 649.20 | 0.00 | 0.00 | 272.56 | 272.56 | 376.64 | 227.44 | 149.20 |
| 200-9060 | LHS Maroon Makers | 60.00 | 0.00 | 0.00 | 0.00 | 0.00 | 60.00 | 0.00 | 60.00 |
| 200-9061 | LHS Class of 2027 | 0.00 | 1,830.00 | 1,830.00 | 0.00 | 0.00 | 1,830.00 | 956.25 | 873.75 |
| 300-9401 | Varsity Winter Guard | 0.00 | 0.00 | 800.00 | 0.00 | 501.84 | 298.16 | 0.00 | 298.16 |
| 300-9402 | Junior Varsity Winter Guard | 0.00 | 0.00 | 0.00 | 0.00 | 354.59 | (354.59) | 0.00 | (354.59) |
| 300-9403 | Intermediate Winter Guard | 0.00 | 0.00 | 0.00 | 0.00 | 250.58 | (250.58) | 0.00 | (250.58) |
| 300-9404 | LHS Drumline | 127.07 | 875.00 | 875.00 | 0.00 | 0.00 | 1,002.07 | 0.00 | 1,002.07 |
| 300-9406 | Orchestra | 0.00 | 1,065.00 | 1,065.00 | 0.00 | 0.00 | 1,065.00 | 960.00 | 105.00 |
| 300-9500 | LHS Athletic Department | 102,060.31 | 98,131.45 | 181,010.00 | 20,860.19 | 68,437.32 | 214,632.99 | 143,746.03 | 70,886.96 |
| 300-9505 | LHS Captain's Council | 670.03 | 0.00 | 0.00 | 0.00 | 0.00 | 670.03 | 290.03 | 380.00 |
| 300-9506 | Boys Club Volleyball | 5,735.27 | 0.00 | 0.00 | 0.00 | 0.00 | 5,735.27 | 244.00 | 5,491.27 |
| 300-9513 | Indoor Track & Field | 791.00 | 0.00 | 0.00 | 0.00 | 0.00 | 791.00 | 0.00 | 791.00 |
| 300-9514 | LJHS Athletic Department | 0.00 | 9,344.73 | 16,067.72 | 2,745.73 | 6,577.72 | 9,490.00 | 8,451.77 | 1,038.23 |
| 300-9515 | LJHS Athletic Concessions | 855.08 | 0.00 | 0.00 | 0.00 | 0.00 | 855.08 | 0.00 | 855.08 |
| 300-9516 | LHS Dance Team | 1,458.10 | 0.00 | 0.00 | 145.75 | 145.75 | 1,312.35 | 1,054.25 | 258.10 |
| 300-9993 | LHS Baseball Team - Historical Society | 5,496.36 | 0.00 | 0.00 | 0.00 | 0.00 | 5,496.36 | 0.00 | 5,496.36 |
| 401-9022 | St. Francis Auxiliary Services FY22 | 38,553.29 | 0.00 | 0.00 | 22,000.00 | 22,000.00 | 16,553.29 | 16,553.29 | 0.00 |
| 401-9023 | St. Francis Auxiliary Services FY23 | 43,294.10 | 0.00 | 0.00 | (781.14) | 28,233.11 | 15,060.99 | 16,418.73 | (1,357.74) |
| 401-9024 | St. Francis Auxiliary Services FY24 | 0.00 | 39.41 | 37,375.43 | 2,931.67 | 2,931.67 | 34,443.76 | 1,500.00 | 32,943.76 |
| 401-9122 | Lebanon United Methodist Kindergarten FY22 | 11,410.81 | 0.00 | 0.00 | 1,749.52 | 1,749.52 | 9,661.29 | 9,142.08 | 519.21 |
| 401-9123 | Lebanon United Methodist Kindergarten FY23 | 5,853.18 | 0.00 | 0.00 | (459.08) | 6,011.46 | (158.28) | 121.88 | (280.16) |
| 401-9124 | Lebanon United Methodist Kindergarten FY24 | 0.00 | 1.94 | 1,921.41 | 84.55 | 223.75 | 1,697.66 | 300.00 | 1,397.66 |
| 401-9223 | Lebanon Christian Auxiliary Services FY23 | 128,319.75 | 0.00 | 0.00 | 27,397.97 | 113,279.25 | 15,040.50 | 32,263.67 | (17,223.17) |
| 401-9224 | Lebanon Christian Auxiliary Services FY24 | 0.00 | 75.57 | 102,995.15 | 26,892.99 | 36,950.65 | 66,044.50 | 0.00 | 66,044.50 |
| 451-9022 | FY 22 Connectivity Grant | 4,500.00 | 0.00 | 0.00 | 0.00 | 0.00 | 4,500.00 | 0.00 | 4,500.00 |
| 451-9023 | FY 23 Network Subsidy | 9,000.00 | 0.00 | 0.00 | 0.00 | 0.00 | 9,000.00 | 0.00 | 9,000.00 |
| 451-9024 | Data Communication Fund | 0.00 | 0.00 | 230.50 | 0.00 | 0.00 | 230.50 | 0.00 | 230.50 |
| 461-9023 | Making Middle Schools Work FY23 | (4,000.00) | 0.00 | 4,000.00 | 0.00 | 0.00 | 0.00 | 0.00 | 0.00 |
| 461-9118 | Making Middle Grades Work - Berry | 115.34 | 0.00 | 0.00 | 0.00 | 0.00 | 115.34 | 0.00 | 115.34 |
| 467-9020 | Student Wellness and Success | 213,125.75 | 0.00 | 0.00 | 6,139.30 | 50,254.66 | 162,871.09 | 9,191.00 | 153,680.09 |

LEBANON CITY SCHOOL DISTRICT

Cash Summary Report

| Full Account Code | Description | Initial Cash | MTD Received | FYTD Received | MTD Expended | FYTD Expended | Fund Balance | Encumbrance | Unencumbered Balance |
|--------------------|--|---------------------------|--------------|---------------------------|--------------|-------------------------|-------------------------|------------------------|-------------------------|
| | Fund | | | | | | | | |
| 499-9020 | School Safety Grant | \$ 15,799.25 | \$ 0.00 | \$ 0.00 | \$ 0.00 | \$ 2,788.00 | \$ 13,011.25 | \$ 0.00 | \$ 13,011.25 |
| 499-9023 | School Safety Grant FY 23 | 39,811.36 | 0.00 | 0.00 | 27,939.36 | 27,939.36 | 11,872.00 | 11,872.00 | 0.00 |
| 499-9124 | Parent Mentor Grant FY 24 | 0.00 | 0.00 | 0.00 | 2,419.12 | 2,419.12 | (2,419.12) | 0.00 | (2,419.12) |
| 507-9123 | ESSER ARP Grant Funds (COVID) - FY23 | (120,499.08) | 0.00 | 120,499.08 | (14,020.24) | 614,315.50 | (614,315.50) | 101,065.17 | (715,380.67) |
| 507-9124 | ESSER ARP Grant Funds (COVID) - FY24 | 0.00 | 0.00 | 0.00 | 68,087.76 | 68,087.76 | (68,087.76) | 0.00 | (68,087.76) |
| 507-9323 | ARP Homeless Grant - FY 23 | (3,473.49) | 0.00 | 3,473.49 | 0.00 | 0.00 | 0.00 | 0.00 | 0.00 |
| 507-9324 | ARP Homeless Grant - FY 24 | 0.00 | 0.00 | 0.00 | 0.00 | 0.00 | 0.00 | 4,500.00 | (4,500.00) |
| 516-9023 | IDEA, PART B FY 23 | (389,683.16) | 161,986.78 | 551,669.94 | 0.00 | 209,840.29 | (47,853.51) | 0.00 | (47,853.51) |
| 516-9024 | IDEA, PART B FY 24 | 0.00 | 0.00 | 0.00 | 113,120.18 | 115,122.22 | (115,122.22) | 2,944.09 | (118,066.31) |
| 516-9222 | IDEA, Part B ESSER Funds | (8,010.08) | 8,010.08 | 8,010.08 | 0.00 | 0.00 | 0.00 | 0.00 | 0.00 |
| 516-9223 | IDEA, Part B ESSER Funds | (58,564.56) | 10,529.52 | 69,094.08 | 44,310.96 | 95,985.10 | (85,455.58) | 0.00 | (85,455.58) |
| 551-9023 | Title III, LEP FY 23 | (13,191.92) | 13,191.92 | 13,191.92 | 0.00 | 0.00 | 0.00 | 0.00 | 0.00 |
| 551-9024 | Title III, LEP FY 24 | 0.00 | 0.00 | 0.00 | 832.63 | 832.63 | (832.63) | 5,770.00 | (6,602.63) |
| 572-9023 | TITLE I FY 23 | (40,540.22) | 42,433.53 | 93,393.64 | (22,287.84) | 73,591.07 | (20,737.65) | 0.00 | (20,737.65) |
| 572-9024 | TITLE I FY 24 | 0.00 | 9,575.27 | 9,575.27 | 62,854.49 | 67,923.29 | (58,348.02) | 1,007.00 | (59,355.02) |
| 572-9123 | Expanding Opportunities Grant FY23 | (12,488.89) | 0.00 | 12,488.89 | 0.00 | 0.00 | 0.00 | 0.00 | 0.00 |
| 584-9023 | Title IV-A Student Support & Acad. Enrich. | 0.00 | 0.00 | 3,223.35 | 4,059.50 | 7,282.85 | (4,059.50) | 0.00 | (4,059.50) |
| 584-9024 | Title IV-A Student Support & Acad. Enrich. | 0.00 | 0.00 | 0.00 | 0.00 | 6,750.00 | (6,750.00) | 0.00 | (6,750.00) |
| 587-9023 | IDEA, Early Childhood Education FY 23 | (29,772.17) | 0.00 | 29,772.17 | 0.00 | 0.00 | 0.00 | 0.00 | 0.00 |
| 587-9123 | ARP IDEA Early Childhood - FY23 | (3,043.76) | 9,748.84 | 12,792.60 | 2,400.00 | 13,894.34 | (4,145.50) | 0.00 | (4,145.50) |
| 590-9023 | TITLE II-A FY 23 | 0.00 | 0.00 | 18,957.45 | 9,575.27 | 18,957.45 | 0.00 | 0.00 | 0.00 |
| 599-9023 | School Safety Grant OFCC FY23 | 346,564.01 | 0.00 | 0.00 | 25,434.55 | 44,196.05 | 302,367.96 | 22.00 | 302,345.96 |
| 599-9024 | Emergency Connectivity Fund Grant | (87,807.41) | 0.00 | 0.00 | 0.00 | 0.00 | (87,807.41) | 0.00 | (87,807.41) |
| Grand Total | | \$ \$ 7,213,739.84 | | \$ \$ 8,971,901.94 | | \$ 21,938,550.45 | \$ 52,253,100.50 | \$ 8,795,816.14 | \$ 43,457,284.36 |
| | | 45,880,645.04 | | 28,311,005.91 | | | | | |

Start Date: 09/01/2023

End Date: 09/30/2023

LEBANON CITY SCHOOL DISTRICT

Disbursement Summary Report

| Reference Number | Check Number | Type | Date | Name | Vendor # | Status | Reconcile Date | Void Date | Amount |
|------------------|--------------|------------------|-----------|-------------------------------|----------|-------------|----------------|-----------|--------------|
| 45024 | 0 | PAYROLL | 9/5/2023 | LEBANON CITY SCHOOL DISTRICT | | OUTSTANDING | | | \$ 185.08 |
| 45025 | 0 | PAYROLL | 9/5/2023 | LEBANON CITY SCHOOL DISTRICT | | OUTSTANDING | | | 3,611.31 |
| 45026 | 0 | PAYROLL | 9/5/2023 | LEBANON CITY SCHOOL DISTRICT | | OUTSTANDING | | | 1,743,923.37 |
| 45132 | 0 | PAYROLL | 9/20/2023 | LEBANON CITY SCHOOL DISTRICT | | OUTSTANDING | | | 1,708,105.68 |
| 45133 | 0 | PAYROLL | 9/20/2023 | LEBANON CITY SCHOOL DISTRICT | | OUTSTANDING | | | 88,516.98 |
| 45197 | 0 | ACCOUNTS_PAYABLE | 9/20/2023 | LEBANON CITY SCHOOLS | 901040 | OUTSTANDING | | | 444.85 |
| 45238 | 0 | ACCOUNTS_PAYABLE | 9/20/2023 | LEBANON CITY SCHOOLS | 800560 | OUTSTANDING | | | 50.00 |
| 45254 | 0 | ACCOUNTS_PAYABLE | 9/5/2023 | LCSD PAYROLL/MEDICAL | 901041 | OUTSTANDING | | | 23,827.28 |
| 45255 | 0 | ACCOUNTS_PAYABLE | 9/20/2023 | LCSD PAYROLL/MEDICAL | 901041 | OUTSTANDING | | | 24,509.06 |
| 45256 | 0 | ACCOUNTS_PAYABLE | 9/5/2023 | STATE TEACHERS RETIREMENT SYS | 901022 | OUTSTANDING | | | 14,867.94 |
| 45257 | 0 | ACCOUNTS_PAYABLE | 9/20/2023 | STATE TEACHERS RETIREMENT SYS | 901022 | OUTSTANDING | | | 14,363.61 |
| 45258 | 0 | ACCOUNTS_PAYABLE | 9/5/2023 | SCHOOL EMPLOYEES RETIREMENT | 901030 | OUTSTANDING | | | 2,112.57 |
| 45259 | 0 | ACCOUNTS_PAYABLE | 9/20/2023 | SCHOOL EMPLOYEES RETIREMENT | 901030 | OUTSTANDING | | | 2,112.57 |
| 45280 | 0 | ACCOUNTS_PAYABLE | 9/27/2023 | LEBANON CITY SCHOOLS | 800560 | OUTSTANDING | | | 657.15 |
| 45297 | 0 | ACCOUNTS_PAYABLE | 9/27/2023 | US BANK | 901095 | OUTSTANDING | | | 1,758,925.00 |
| 45344 | 0 | ACCOUNTS_PAYABLE | 9/20/2023 | SWOOSH Insurance Consortium | 900005 | OUTSTANDING | | | 720,411.64 |
| 45345 | 0 | ACCOUNTS_PAYABLE | 9/20/2023 | METLIFE | 900008 | OUTSTANDING | | | 36,508.07 |
| 45346 | 0 | ACCOUNTS_PAYABLE | 9/20/2023 | RELIASTAR LIFE INSURANCE CO. | 905715 | OUTSTANDING | | | 2,240.54 |
| 45347 | 0 | ACCOUNTS_PAYABLE | 9/29/2023 | LEBANON CITIZENS | 901035 | OUTSTANDING | | | 381.12 |

Start Date: 09/01/2023

End Date: 09/30/2023

LEBANON CITY SCHOOL DISTRICT

Disbursement Summary Report

| Reference Number | Check Number | Type | Date | Name | Vendor # | Status | Reconcile Date | Void Date | Amount |
|------------------|--------------|---------------------|-----------|-----------------------------|----------|-------------|----------------|-----------|-------------|
| 45348 | | 0 ACCOUNTS_PAYA BLE | 9/11/2023 | OHIO BWC | 150150 | OUTSTANDING | | | \$ 5,995.00 |
| 45349 | | 0 ACCOUNTS_PAYA BLE | 9/14/2023 | WARREN COUNTY AUDITOR | 901050 | OUTSTANDING | | | 215,751.58 |
| 45350 | | 0 ACCOUNTS_PAYA BLE | 9/28/2023 | LEBANON CITY SCHOOLS | 901040 | OUTSTANDING | | | 3,500.00 |
| 45351 | | 0 ACCOUNTS_PAYA BLE | 9/13/2023 | SCHOOL EMPLOYEES RETIREMENT | 901030 | OUTSTANDING | | | 109,099.21 |
| 45352 | | 0 ACCOUNTS_PAYA BLE | 9/30/2023 | DRAGONFLY ATHLETICS, LLC | 810300 | OUTSTANDING | | | 5,130.50 |
| 45353 | | 0 ACCOUNTS_PAYA BLE | 9/30/2023 | DRAGONFLY ATHLETICS, LLC | 810300 | OUTSTANDING | | | 1,917.50 |
| 45354 | | 0 ACCOUNTS_PAYA BLE | 9/30/2023 | Robert W. Baird and Co. | 901021 | OUTSTANDING | | | 284.90 |
| 45355 | | 0 ACCOUNTS_PAYA BLE | 9/1/2023 | LEBANON CITY SCHOOLS | 901040 | OUTSTANDING | | | 254.07 |
| 45356 | | 0 ACCOUNTS_PAYA BLE | 9/5/2023 | LEBANON CITY SCHOOLS | 901040 | OUTSTANDING | | | 180.55 |
| 45357 | | 0 ACCOUNTS_PAYA BLE | 9/6/2023 | LEBANON CITY SCHOOLS | 901040 | OUTSTANDING | | | 641.29 |
| 45358 | | 0 ACCOUNTS_PAYA BLE | 9/7/2023 | LEBANON CITY SCHOOLS | 901040 | OUTSTANDING | | | 1,305.40 |
| 45359 | | 0 ACCOUNTS_PAYA BLE | 9/11/2023 | LEBANON CITY SCHOOLS | 901040 | OUTSTANDING | | | 110.84 |
| 45360 | | 0 ACCOUNTS_PAYA BLE | 9/13/2023 | LEBANON CITY SCHOOLS | 901040 | OUTSTANDING | | | 733.27 |
| 45361 | | 0 ACCOUNTS_PAYA BLE | 9/14/2023 | LEBANON CITY SCHOOLS | 901040 | OUTSTANDING | | | 302.63 |
| 45362 | | 0 ACCOUNTS_PAYA BLE | 9/20/2023 | LEBANON CITY SCHOOLS | 901040 | OUTSTANDING | | | 194.10 |
| 45363 | | 0 ACCOUNTS_PAYA BLE | 9/21/2023 | LEBANON CITY SCHOOLS | 901040 | OUTSTANDING | | | 9.77 |
| 45364 | | 0 ACCOUNTS_PAYA BLE | 9/22/2023 | LEBANON CITY SCHOOLS | 901040 | OUTSTANDING | | | 179.84 |
| 45365 | | 0 ACCOUNTS_PAYA BLE | 9/12/2023 | LEBANON CITY SCHOOLS | 901040 | OUTSTANDING | | | 141.39 |
| 45366 | | 0 ACCOUNTS_PAYA BLE | 9/8/2023 | LEBANON CITY SCHOOLS | 901040 | OUTSTANDING | | | 158.23 |
| 45367 | | 0 ACCOUNTS_PAYA BLE | 9/15/2023 | LEBANON CITY SCHOOLS | 901040 | OUTSTANDING | | | 358.59 |
| 45368 | | 0 ACCOUNTS_PAYA BLE | 9/18/2023 | LEBANON CITY SCHOOLS | 901040 | OUTSTANDING | | | 574.05 |
| 45515 | | 0 ACCOUNTS_PAYA BLE | 9/15/2023 | WARREN COUNTY ESC | 901055 | OUTSTANDING | | | 1,375.83 |
| 45516 | | 0 ACCOUNTS_PAYA BLE | 9/29/2023 | WARREN COUNTY ESC | 901055 | OUTSTANDING | | | 1,366.94 |

Start Date: 09/01/2023

End Date: 09/30/2023

LEBANON CITY SCHOOL DISTRICT

Disbursement Summary Report

| Reference Number | Check Number | Type | Date | Name | Vendor # | Status | Reconcile Date | Void Date | Amount |
|------------------|--------------|---------------------|-----------|-------------------------------|----------|-------------|----------------|-----------|--------------|
| 45517 | | 0 ACCOUNTS_PAYA BLE | 9/15/2023 | TUITION | 901090 | OUTSTANDING | | | \$ 11,247.22 |
| 45518 | | 0 ACCOUNTS_PAYA BLE | 9/29/2023 | TUITION | 901090 | OUTSTANDING | | | 22,339.78 |
| 45519 | | 0 ACCOUNTS_PAYA BLE | 9/29/2023 | STATE TEACHERS RETIREMENT SYS | 901022 | OUTSTANDING | | | 193,528.00 |
| 45520 | | 0 ACCOUNTS_PAYA BLE | 9/15/2023 | STATE TEACHERS RETIREMENT SYS | 901022 | OUTSTANDING | | | 193,528.00 |
| 45521 | | 0 ACCOUNTS_PAYA BLE | 9/30/2023 | SCHOOL EMPLOYEES RETIREMENT | 901030 | OUTSTANDING | | | 62,813.00 |
| 45522 | | 0 ACCOUNTS_PAYA BLE | 9/15/2023 | SCHOOL EMPLOYEES RETIREMENT | 901030 | OUTSTANDING | | | 62,813.00 |
| 45527 | | 0 ACCOUNTS_PAYA BLE | 9/19/2023 | LEBANON CITY SCHOOLS | 901040 | OUTSTANDING | | | 2,378.12 |
| 45528 | | 0 ACCOUNTS_PAYA BLE | 9/25/2023 | LEBANON CITY SCHOOLS | 901040 | OUTSTANDING | | | 244.50 |
| 45529 | | 0 ACCOUNTS_PAYA BLE | 9/26/2023 | LEBANON CITY SCHOOLS | 901040 | OUTSTANDING | | | 874.23 |
| 45530 | | 0 ACCOUNTS_PAYA BLE | 9/27/2023 | LEBANON CITY SCHOOLS | 901040 | OUTSTANDING | | | 22.51 |
| 45531 | | 0 ACCOUNTS_PAYA BLE | 9/29/2023 | LEBANON CITY SCHOOLS | 901040 | OUTSTANDING | | | 98.12 |
| 44924 | 186574 | ACCOUNTS_PAYA BLE | 9/7/2023 | CONNER; LAURA | 130074 | VOID | | 9/7/2023 | 2,508.49 |
| 44960 | 186575 | ACCOUNTS_PAYA BLE | 9/7/2023 | Ace Hardware W.C. | 802545 | RECONCILED | 9/30/2023 | | 30.26 |
| 44965 | 186576 | ACCOUNTS_PAYA BLE | 9/7/2023 | AFFORDABLE LANGUAGE SERVICES | 809194 | RECONCILED | 9/30/2023 | | 106.00 |
| 44905 | 186577 | ACCOUNTS_PAYA BLE | 9/7/2023 | AMAZON CAPITAL SERVICES | 808695 | RECONCILED | 9/30/2023 | | 4,146.04 |
| 44983 | 186578 | ACCOUNTS_PAYA BLE | 9/7/2023 | AMBER SCHMELICK | 810327 | RECONCILED | 9/30/2023 | | 34.95 |
| 44914 | 186579 | ACCOUNTS_PAYA BLE | 9/7/2023 | ANDERSON'S | 804900 | RECONCILED | 9/30/2023 | | 394.90 |
| 44910 | 186580 | ACCOUNTS_PAYA BLE | 9/7/2023 | B&H PHOTO-VIDEO | 802150 | RECONCILED | 9/30/2023 | | 3,922.44 |
| 44977 | 186581 | ACCOUNTS_PAYA BLE | 9/7/2023 | BACK; FRANK | 12109 | RECONCILED | 9/30/2023 | | 545.00 |
| 44987 | 186582 | ACCOUNTS_PAYA BLE | 9/7/2023 | BECKMAN ENVIRONMENTAL | 20330 | RECONCILED | 9/30/2023 | | 133.10 |
| 44941 | 186583 | ACCOUNTS_PAYA BLE | 9/7/2023 | BULK BOOKSTORE | 808620 | RECONCILED | 9/30/2023 | | 2,264.00 |
| 44964 | 186584 | ACCOUNTS_PAYA | 9/7/2023 | BUSKIRK; ROBYN | 610032 | RECONCILED | 9/30/2023 | | 104.08 |

Start Date: 09/01/2023

End Date: 09/30/2023

LEBANON CITY SCHOOL DISTRICT

Disbursement Summary Report

| Reference Number | Check Number | Type | Date | Name | Vendor # | Status | Reconcile Date | Void Date | Amount |
|------------------|--------------|----------------------|----------|--|----------|-------------|----------------|-----------|-----------|
| 44952 | 186585 | BLE ACCOUNTS_PAYA | 9/7/2023 | CALVERT; HEIDI | 801868 | RECONCILED | 9/30/2023 | | \$ 14.30 |
| 44918 | 186586 | BLE ACCOUNTS_PAYA | 9/7/2023 | CAPITAL ONE | 220900 | RECONCILED | 9/30/2023 | | 1,477.47 |
| 44932 | 186587 | BLE ACCOUNTS_PAYA | 9/7/2023 | CAROLINA BIOLOGICAL SUPPLY CO. | 30187 | RECONCILED | 9/30/2023 | | 1,108.15 |
| 44955 | 186588 | BLE ACCOUNTS_PAYA | 9/7/2023 | CDW GOVERNMENT INC. | 30015 | RECONCILED | 9/30/2023 | | 2,484.00 |
| 44912 | 186589 | BLE ACCOUNTS_PAYA | 9/7/2023 | CEDARVILLE UNIVERSITY | 30293 | RECONCILED | 9/30/2023 | | 76.50 |
| 44971 | 186590 | BLE ACCOUNTS_PAYA | 9/7/2023 | CINCINNATI BELL | 802777 | RECONCILED | 9/30/2023 | | 84.55 |
| 44916 | 186591 | BLE ACCOUNTS_PAYA | 9/7/2023 | CINCINNATI CENTER FOR AUTISM | 808734 | RECONCILED | 9/30/2023 | | 16,609.10 |
| 44953 | 186592 | BLE ACCOUNTS_PAYA | 9/7/2023 | CINCINNATI OCCUPATIONAL THERAPY INSTITUTE | 809884 | RECONCILED | 9/30/2023 | | 252.00 |
| 44949 | 186593 | BLE ACCOUNTS_PAYA | 9/7/2023 | CINTAS | 30810 | RECONCILED | 9/30/2023 | | 117.15 |
| 44930 | 186594 | BLE ACCOUNTS_PAYA | 9/7/2023 | COFFEE CARAVAN | 810328 | RECONCILED | 9/30/2023 | | 500.00 |
| 44990 | 186595 | BLE ACCOUNTS_PAYA | 9/7/2023 | CONOVER, ANDREA | 806940 | OUTSTANDING | | | 147.86 |
| 44973 | 186596 | BLE ACCOUNTS_PAYA | 9/7/2023 | CROCKETT; MICHELLE | 807148 | OUTSTANDING | | | 3.15 |
| 44959 | 186597 | BLE ACCOUNTS_PAYA | 9/7/2023 | CULLIGAN | 31760 | RECONCILED | 9/30/2023 | | 915.20 |
| 44956 | 186598 | BLE ACCOUNTS_PAYA | 9/7/2023 | DALTON; BRIAN | 40055 | RECONCILED | 9/30/2023 | | 49.83 |
| 44984 | 186599 | BLE ACCOUNTS_PAYA | 9/7/2023 | DEBRA LYNN BAKER | 810326 | OUTSTANDING | | | 46.25 |
| 44907 | 186600 | BLE ACCOUNTS_PAYA | 9/7/2023 | DISCOUNT SCHOOL SUPPLY | 40495 | RECONCILED | 9/30/2023 | | 1,132.16 |
| 44935 | 186601 | BLE ACCOUNTS_PAYA | 9/7/2023 | DUKE ENERGY | 30760 | RECONCILED | 9/30/2023 | | 1,316.60 |
| 44970 | 186602 | BLE ACCOUNTS_PAYA | 9/7/2023 | ENNIS BRITTON CO, LPA | 50660 | RECONCILED | 9/30/2023 | | 2,052.00 |
| 44922 | 186603 | BLE ACCOUNTS_PAYA | 9/7/2023 | ERIC ARMIN INC. | 803950 | RECONCILED | 9/30/2023 | | 22.95 |
| 44999 | 186604 | BLE ACCOUNTS_PAYA | 9/7/2023 | FERRERO, BUTCH | 805418 | RECONCILED | 9/30/2023 | | 13.54 |
| 44962 | 186605 | BLE ACCOUNTS_PAYA | 9/7/2023 | FLINN SCIENTIFIC, INC. | 60300 | RECONCILED | 9/30/2023 | | 875.28 |

Start Date: 09/01/2023

End Date: 09/30/2023

LEBANON CITY SCHOOL DISTRICT

Disbursement Summary Report

| Reference Number | Check Number | Type | Date | Name | Vendor # | Status | Reconcile Date | Void Date | Amount |
|------------------|--------------|----------------------|----------|--------------------------------------|----------|-------------|----------------|-----------|-----------|
| 44943 | 186606 | ACCOUNTS_PAYA BLE | 9/7/2023 | FOLLETT CONTENT SOLUTIONS | 809666 | RECONCILED | 9/30/2023 | | \$ 108.64 |
| 45001 | 186607 | ACCOUNTS_PAYA BLE | 9/7/2023 | FRANK; ANNA | 806490 | RECONCILED | 9/30/2023 | | 18.25 |
| 44975 | 186608 | ACCOUNTS_PAYA BLE | 9/7/2023 | FRANZ; CLIFTON | 802828 | OUTSTANDING | | | 15.20 |
| 44994 | 186609 | ACCOUNTS_PAYA BLE | 9/7/2023 | GIBSON; CHERIE | 806928 | RECONCILED | 9/30/2023 | | 230.00 |
| 44919 | 186610 | ACCOUNTS_PAYA BLE | 9/7/2023 | GORDON FOOD SERVICE | 70449 | RECONCILED | 9/30/2023 | | 8,575.50 |
| 44979 | 186611 | ACCOUNTS_PAYA BLE | 9/7/2023 | GRAINGER | 804685 | RECONCILED | 9/30/2023 | | 58.26 |
| 44972 | 186612 | ACCOUNTS_PAYA BLE | 9/7/2023 | GRALER; MARK | 70530 | RECONCILED | 9/30/2023 | | 23.01 |
| 44951 | 186613 | ACCOUNTS_PAYA BLE | 9/7/2023 | GUY; JUSTIN | 807083 | RECONCILED | 9/30/2023 | | 330.00 |
| 45006 | 186614 | ACCOUNTS_PAYA BLE | 9/7/2023 | HAHN; RACHEL | 80000 | RECONCILED | 9/30/2023 | | 16.62 |
| 44937 | 186615 | ACCOUNTS_PAYA BLE | 9/7/2023 | HAMILTON COUNTY ESC | 80138 | RECONCILED | 9/30/2023 | | 328.00 |
| 44921 | 186616 | ACCOUNTS_PAYA BLE | 9/7/2023 | HAUER MUSIC | 807434 | RECONCILED | 9/30/2023 | | 597.00 |
| 44968 | 186617 | ACCOUNTS_PAYA BLE | 9/7/2023 | HEALY AWARDS INC. | 801927 | RECONCILED | 9/30/2023 | | 1,014.83 |
| 44980 | 186618 | ACCOUNTS_PAYA BLE | 9/7/2023 | HENRY SCHEIN INC. | 801880 | RECONCILED | 9/30/2023 | | 240.00 |
| 44998 | 186619 | ACCOUNTS_PAYA BLE | 9/7/2023 | HIGH AIMS CONSORTIUM | 70610 | RECONCILED | 9/30/2023 | | 3,000.00 |
| 44920 | 186620 | ACCOUNTS_PAYA BLE | 9/7/2023 | HODGES; ROB | 80800 | RECONCILED | 9/30/2023 | | 810.00 |
| 44917 | 186621 | ACCOUNTS_PAYA BLE | 9/7/2023 | HOME DEPOT CREDIT SERVICES | 80907 | RECONCILED | 9/30/2023 | | 72.97 |
| 44944 | 186622 | ACCOUNTS_PAYA BLE | 9/7/2023 | HTG | 807157 | RECONCILED | 9/30/2023 | | 1,500.00 |
| 45007 | 186623 | ACCOUNTS_PAYA BLE | 9/7/2023 | IANNELLI; DAVID | 88000 | OUTSTANDING | | | 46.06 |
| 44925 | 186624 | ACCOUNTS_PAYA BLE | 9/7/2023 | IBS OF OHIO RIVER VALLEY | 804243 | RECONCILED | 9/30/2023 | | 514.05 |
| 44927 | 186625 | ACCOUNTS_PAYA BLE | 9/7/2023 | INTERSTATE BILLING SERVICE INC | 805667 | RECONCILED | 9/30/2023 | | 8,179.14 |
| 44986 | 186626 | ACCOUNTS_PAYA BLE | 9/7/2023 | JENNIFER LOESCHE | 810123 | OUTSTANDING | | | 9.80 |
| 44957 | 186627 | ACCOUNTS_PAYA BLE | 9/7/2023 | JESSICA CLARK | 810126 | RECONCILED | 9/30/2023 | | 52.42 |
| 44946 | 186628 | ACCOUNTS_PAYA | 9/7/2023 | KEITH DICKSON | 809930 | OUTSTANDING | | | 60.00 |

Start Date: 09/01/2023

End Date: 09/30/2023

LEBANON CITY SCHOOL DISTRICT

Disbursement Summary Report

| Reference Number | Check Number | Type | Date | Name | Vendor # | Status | Reconcile Date | Void Date | Amount |
|------------------|--------------|---------------|----------|----------------|----------|-------------|----------------|-----------|-----------|
| | | BLE | | | | | | | |
| 45003 | 186629 | ACCOUNTS_PAYA | 9/7/2023 | KENWOOD | 30530 | RECONCILED | 9/30/2023 | | \$ 115.05 |
| | | BLE | | DEALER GROUP | | | | | |
| 44906 | 186630 | ACCOUNTS_PAYA | 9/7/2023 | KEY BEHAVIOR | 809982 | RECONCILED | 9/30/2023 | | 3,622.94 |
| | | BLE | | SERVICES LLC | | | | | |
| 44950 | 186631 | ACCOUNTS_PAYA | 9/7/2023 | KING; CAELAN | 809949 | RECONCILED | 9/30/2023 | | 71.48 |
| | | BLE | | | | | | | |
| 44995 | 186632 | ACCOUNTS_PAYA | 9/7/2023 | KIWANIS CLUB | 110370 | RECONCILED | 9/30/2023 | | 125.00 |
| | | BLE | | OF LEBANON | | | | | |
| 44948 | 186633 | ACCOUNTS_PAYA | 9/7/2023 | KLOSTERMAN | 803558 | RECONCILED | 9/30/2023 | | 70.77 |
| | | BLE | | BAKING | | | | | |
| | | | | COMPANY | | | | | |
| 44928 | 186634 | ACCOUNTS_PAYA | 9/7/2023 | KOI AUTO PARTS | 120430 | RECONCILED | 9/30/2023 | | 90.42 |
| | | BLE | | | | | | | |
| 44954 | 186635 | ACCOUNTS_PAYA | 9/7/2023 | KONE INC. | 160960 | RECONCILED | 9/30/2023 | | 1,493.88 |
| | | BLE | | | | | | | |
| 44993 | 186636 | ACCOUNTS_PAYA | 9/7/2023 | KROGER CO. | 110545 | RECONCILED | 9/30/2023 | | 42.65 |
| | | BLE | | | | | | | |
| 44939 | 186637 | ACCOUNTS_PAYA | 9/7/2023 | LAURICELLA- | 60470 | RECONCILED | 9/30/2023 | | 13.99 |
| | | BLE | | FRANKLIN; JOAN | | | | | |
| 44989 | 186638 | ACCOUNTS_PAYA | 9/7/2023 | LINEHAUL | 805272 | RECONCILED | 9/30/2023 | | 223.75 |
| | | BLE | | HEAVY DUTY LLC | | | | | |
| 44966 | 186639 | ACCOUNTS_PAYA | 9/7/2023 | MANSFIELD OIL | 807959 | RECONCILED | 9/30/2023 | | 30,005.53 |
| | | BLE | | COMPANY | | | | | |
| 44942 | 186640 | ACCOUNTS_PAYA | 9/7/2023 | MARSHALL | 806534 | RECONCILED | 9/30/2023 | | 270.00 |
| | | BLE | | MEMO LLC | | | | | |
| 44992 | 186641 | ACCOUNTS_PAYA | 9/7/2023 | MCHALE, ERYN | 807451 | RECONCILED | 9/30/2023 | | 165.00 |
| | | BLE | | | | | | | |
| 44940 | 186642 | ACCOUNTS_PAYA | 9/7/2023 | MIL-BAR | 806826 | RECONCILED | 9/30/2023 | | 1,191.72 |
| | | BLE | | PLASTICS INC. | | | | | |
| 44926 | 186643 | ACCOUNTS_PAYA | 9/7/2023 | NCS PEARSON | 801930 | RECONCILED | 9/30/2023 | | 1,119.30 |
| | | BLE | | INC. | | | | | |
| 44958 | 186644 | ACCOUNTS_PAYA | 9/7/2023 | O'REILLY AUTO | 808521 | RECONCILED | 9/30/2023 | | 22.64 |
| | | BLE | | PARTS | | | | | |
| 44982 | 186645 | ACCOUNTS_PAYA | 9/7/2023 | O.A.S.B.O. | 150112 | RECONCILED | 9/30/2023 | | 200.00 |
| | | BLE | | | | | | | |
| 44981 | 186646 | ACCOUNTS_PAYA | 9/7/2023 | OAPSA | 806147 | RECONCILED | 9/30/2023 | | 430.00 |
| | | BLE | | TREASURER | | | | | |
| 44947 | 186647 | ACCOUNTS_PAYA | 9/7/2023 | OFFICE 360 | 810289 | RECONCILED | 9/30/2023 | | 429.68 |
| | | BLE | | | | | | | |
| 44929 | 186648 | ACCOUNTS_PAYA | 9/7/2023 | OHIO CAT | 808222 | RECONCILED | 9/30/2023 | | 711.52 |
| | | BLE | | | | | | | |
| 44991 | 186649 | ACCOUNTS_PAYA | 9/7/2023 | OHIO SCHOLAR | 809952 | RECONCILED | 9/30/2023 | | 2,869.00 |
| | | BLE | | TRANSPORT LLC | | | | | |
| 44931 | 186650 | ACCOUNTS_PAYA | 9/7/2023 | OTC BRANDS | 150457 | RECONCILED | 9/30/2023 | | 621.57 |
| | | BLE | | INC. | | | | | |
| 44913 | 186651 | ACCOUNTS_PAYA | 9/7/2023 | PALMER; LORI | 160043 | OUTSTANDING | | | 6.24 |

Start Date: 09/01/2023

End Date: 09/30/2023

LEBANON CITY SCHOOL DISTRICT

Disbursement Summary Report

| Reference Number | Check Number | Type | Date | Name | Vendor # | Status | Reconcile Date | Void Date | Amount |
|------------------|--------------|---------------|----------|-----------------|----------|-------------|----------------|-----------|-----------|
| | | BLE | | | | | | | |
| 44945 | 186652 | ACCOUNTS_PAYA | 9/7/2023 | PATTERSON | 808185 | RECONCILED | 9/30/2023 | | \$ 302.60 |
| | | BLE | | POPE | | | | | |
| 45002 | 186653 | ACCOUNTS_PAYA | 9/7/2023 | PHILLIPS SUPPLY | 160320 | RECONCILED | 9/30/2023 | | 2,040.61 |
| | | BLE | | CO. | | | | | |
| 44938 | 186654 | ACCOUNTS_PAYA | 9/7/2023 | REITER DAIRY | 809091 | RECONCILED | 9/30/2023 | | 162.60 |
| | | BLE | | | | | | | |
| 44908 | 186655 | ACCOUNTS_PAYA | 9/7/2023 | ROBERT | 809929 | RECONCILED | 9/30/2023 | | 26.46 |
| | | BLE | | REYNOLDS | | | | | |
| 44967 | 186656 | ACCOUNTS_PAYA | 9/7/2023 | RUMPKE OF | 804873 | RECONCILED | 9/30/2023 | | 168.00 |
| | | BLE | | OHIO INC. | | | | | |
| 44996 | 186657 | ACCOUNTS_PAYA | 9/7/2023 | S & S | 802144 | RECONCILED | 9/30/2023 | | 169.99 |
| | | BLE | | WORLDWIDE, INC | | | | | |
| 44988 | 186658 | ACCOUNTS_PAYA | 9/7/2023 | S&S SCHOOL | 809582 | RECONCILED | 9/30/2023 | | 2,507.25 |
| | | BLE | | BUS SEATS AND | | | | | |
| | | | | PARTS | | | | | |
| 45004 | 186659 | ACCOUNTS_PAYA | 9/7/2023 | SCHOOL SAFETY | 809217 | RECONCILED | 9/30/2023 | | 216.61 |
| | | BLE | | SOLUTION | | | | | |
| 45005 | 186660 | ACCOUNTS_PAYA | 9/7/2023 | SHAKER RUN | 190700 | RECONCILED | 9/30/2023 | | 1,102.00 |
| | | BLE | | GOLF CLUB | | | | | |
| 44936 | 186661 | ACCOUNTS_PAYA | 9/7/2023 | SLAM SERVICES: | 809119 | RECONCILED | 9/30/2023 | | 2,500.00 |
| | | BLE | | SPORTS LINING | | | | | |
| | | | | & | | | | | |
| 44915 | 186662 | ACCOUNTS_PAYA | 9/7/2023 | Smith; Sandra | 802032 | OUTSTANDING | | | 29.51 |
| | | BLE | | | | | | | |
| 44969 | 186663 | ACCOUNTS_PAYA | 9/7/2023 | ST. RITA SCHOOL | 191940 | RECONCILED | 9/30/2023 | | 23,250.00 |
| | | BLE | | FOR | | | | | |
| 44978 | 186664 | ACCOUNTS_PAYA | 9/7/2023 | STUDIES WEEKLY | 802988 | RECONCILED | 9/30/2023 | | 237.16 |
| | | BLE | | | | | | | |
| 44933 | 186665 | ACCOUNTS_PAYA | 9/7/2023 | SUNRISE | 807482 | RECONCILED | 9/30/2023 | | 492.64 |
| | | BLE | | COOPERATIVE | | | | | |
| | | | | INC. | | | | | |
| 44961 | 186666 | ACCOUNTS_PAYA | 9/7/2023 | SUTTON, | 804278 | RECONCILED | 9/30/2023 | | 225.00 |
| | | BLE | | BARBARA | | | | | |
| 45000 | 186667 | ACCOUNTS_PAYA | 9/7/2023 | TAULBEE, | 805050 | RECONCILED | 9/30/2023 | | 60.00 |
| | | BLE | | REBECCA | | | | | |
| 44934 | 186668 | ACCOUNTS_PAYA | 9/7/2023 | THE CHILDREN'S | 809940 | RECONCILED | 9/30/2023 | | 4,027.50 |
| | | BLE | | HOME OF | | | | | |
| | | | | CINCINNATI | | | | | |
| | | | | OHIO | | | | | |
| 44911 | 186669 | ACCOUNTS_PAYA | 9/7/2023 | THE FEED STORE | 809772 | RECONCILED | 9/30/2023 | | 126.96 |
| | | BLE | | | | | | | |
| 44923 | 186670 | ACCOUNTS_PAYA | 9/7/2023 | THE KLEINGERS | 806797 | RECONCILED | 9/30/2023 | | 922.50 |
| | | BLE | | GROUP | | | | | |
| 44974 | 186671 | ACCOUNTS_PAYA | 9/7/2023 | TRESONA | 809558 | RECONCILED | 9/30/2023 | | 270.00 |
| | | BLE | | MULTIMEDIA; | | | | | |
| | | | | LLC | | | | | |
| 44963 | 186672 | ACCOUNTS_PAYA | 9/7/2023 | UNITED ART AND | 210076 | RECONCILED | 9/30/2023 | | 73.93 |

Start Date: 09/01/2023

End Date: 09/30/2023

LEBANON CITY SCHOOL DISTRICT

Disbursement Summary Report

| Reference Number | Check Number | Type | Date | Name | Vendor # | Status | Reconcile Date | Void Date | Amount |
|------------------|--------------|---------------|-----------|----------------|----------|-------------|----------------|-----------|-------------|
| | | BLE | | EDUCATION | | | | | |
| 44909 | 186673 | ACCOUNTS_PAYA | 9/7/2023 | VISTA HIGHER | 805845 | RECONCILED | 9/30/2023 | | \$ 9,891.48 |
| | | BLE | | LEARNING | | | | | |
| 44976 | 186674 | ACCOUNTS_PAYA | 9/7/2023 | W.R. HACKETT, | 804035 | RECONCILED | 9/30/2023 | | 765.65 |
| | | BLE | | INC. | | | | | |
| 44997 | 186675 | ACCOUNTS_PAYA | 9/7/2023 | ZANER-BLOSER, | 20460 | RECONCILED | 9/30/2023 | | 386.38 |
| | | BLE | | INC. | | | | | |
| 44985 | 186676 | ACCOUNTS_PAYA | 9/7/2023 | ZOLNIER; | 807920 | RECONCILED | 9/30/2023 | | 26.14 |
| | | BLE | | MELANIE | | | | | |
| 44895 | 186677 | REFUND | 9/7/2023 | JAMIE KIRBY | 810330 | RECONCILED | 9/30/2023 | | 26.40 |
| 44904 | 186678 | REFUND | 9/7/2023 | SAVANNAH | 810331 | RECONCILED | 9/30/2023 | | 625.00 |
| | | | | MOORE | | | | | |
| 44903 | 186679 | REFUND | 9/7/2023 | WARRINGTON; | 809710 | RECONCILED | 9/30/2023 | | 149.15 |
| | | | | CINDY | | | | | |
| 44894 | 186680 | REFUND | 9/7/2023 | WINFORD HALL | 810329 | RECONCILED | 9/30/2023 | | 40.00 |
| 45011 | 186681 | ACCOUNTS_PAYA | 9/7/2023 | CONNER; LAURA | 130074 | RECONCILED | 9/30/2023 | | 34.80 |
| | | BLE | | | | | | | |
| 45012 | 186682 | ACCOUNTS_PAYA | 9/7/2023 | MILLER'S | 810335 | RECONCILED | 9/30/2023 | | 2,400.00 |
| | | BLE | | STORAGE BARNS | | | | | |
| | | | | LLC | | | | | |
| 45022 | 186683 | ACCOUNTS_PAYA | 9/11/2023 | BEAU | 809667 | RECONCILED | 9/30/2023 | | 88,000.00 |
| | | BLE | | TOWNSEND | | | | | |
| | | | | FORD INC | | | | | |
| 45020 | 186684 | ACCOUNTS_PAYA | 9/11/2023 | HODGES; | 806523 | RECONCILED | 9/30/2023 | | 13.89 |
| | | BLE | | KRISTEN | | | | | |
| 45021 | 186685 | ACCOUNTS_PAYA | 9/11/2023 | MCHENRY; | 130745 | OUTSTANDING | | | 6.24 |
| | | BLE | | SHERI | | | | | |
| 45023 | 186686 | ACCOUNTS_PAYA | 9/11/2023 | NYE; TARA | 806488 | RECONCILED | 9/30/2023 | | 15.72 |
| | | BLE | | | | | | | |
| 45027 | 186687 | ACCOUNTS_PAYA | 9/11/2023 | RUTGERS | 810183 | RECONCILED | 9/30/2023 | | 900.00 |
| | | BLE | | LIFELONG | | | | | |
| 45094 | 186688 | ACCOUNTS_PAYA | 9/13/2023 | Ace Hardware | 802545 | RECONCILED | 9/30/2023 | | 31.98 |
| | | BLE | | W.C. | | | | | |
| 45073 | 186689 | ACCOUNTS_PAYA | 9/13/2023 | AFFORDABLE | 809194 | RECONCILED | 9/30/2023 | | 16.15 |
| | | BLE | | LANGUAGE | | | | | |
| | | | | SERVICES | | | | | |
| 45116 | 186690 | ACCOUNTS_PAYA | 9/13/2023 | AIRGAS USA LLC | 804036 | RECONCILED | 9/30/2023 | | 255.92 |
| | | BLE | | | | | | | |
| 45066 | 186691 | ACCOUNTS_PAYA | 9/13/2023 | ALCOR SUPPLY | 809425 | RECONCILED | 9/30/2023 | | 2,634.30 |
| | | BLE | | COMPANY | | | | | |
| 45127 | 186692 | ACCOUNTS_PAYA | 9/13/2023 | ALLEGRA PRINT | 192228 | RECONCILED | 9/30/2023 | | 524.00 |
| | | BLE | | & IMAGING | | | | | |
| 45033 | 186693 | ACCOUNTS_PAYA | 9/13/2023 | AMAZON | 808695 | RECONCILED | 9/30/2023 | | 3,955.78 |
| | | BLE | | CAPITAL | | | | | |
| | | | | SERVICES | | | | | |
| 45037 | 186694 | ACCOUNTS_PAYA | 9/13/2023 | ANNA SOUTHARD | 809915 | RECONCILED | 9/30/2023 | | 196.67 |
| | | BLE | | | | | | | |

Start Date: 09/01/2023

End Date: 09/30/2023

LEBANON CITY SCHOOL DISTRICT

Disbursement Summary Report

| Reference Number | Check Number | Type | Date | Name | Vendor # | Status | Reconcile Date | Void Date | Amount |
|------------------|--------------|----------------------|-----------|------------------------------------|----------|-------------|----------------|-----------|-----------|
| 45078 | 186695 | ACCOUNTS_PAYA BLE | 9/13/2023 | AVID SIGNS PLUS LLC. | 809483 | RECONCILED | 9/30/2023 | | \$ 440.00 |
| 45109 | 186696 | ACCOUNTS_PAYA BLE | 9/13/2023 | AWARDS OF EXCELLENCE | 804212 | RECONCILED | 9/30/2023 | | 80.00 |
| 45105 | 186697 | ACCOUNTS_PAYA BLE | 9/13/2023 | BAND SHOPPE | 805593 | RECONCILED | 9/30/2023 | | 36.15 |
| 45100 | 186698 | ACCOUNTS_PAYA BLE | 9/13/2023 | BEST DRIVE LLC | 807700 | RECONCILED | 9/30/2023 | | 2,224.00 |
| 45062 | 186699 | ACCOUNTS_PAYA BLE | 9/13/2023 | BJOREM SPEECH PUBLICATIONS | 810322 | RECONCILED | 9/30/2023 | | 185.00 |
| 45117 | 186700 | ACCOUNTS_PAYA BLE | 9/13/2023 | BLICK ART MATERIALS | 20520 | RECONCILED | 9/30/2023 | | 67.91 |
| 45057 | 186701 | ACCOUNTS_PAYA BLE | 9/13/2023 | BSN SPORTS , LLC | 20920 | RECONCILED | 9/30/2023 | | 900.00 |
| 45101 | 186702 | ACCOUNTS_PAYA BLE | 9/13/2023 | BULK BOOKSTORE | 808620 | RECONCILED | 9/30/2023 | | 2,356.40 |
| 45086 | 186703 | ACCOUNTS_PAYA BLE | 9/13/2023 | BUTLER; SCOTT | 21137 | RECONCILED | 9/30/2023 | | 354.22 |
| 45118 | 186704 | ACCOUNTS_PAYA BLE | 9/13/2023 | CAMBIUM ASSESSMENT, INC. | 810169 | RECONCILED | 9/30/2023 | | 25.00 |
| 45072 | 186705 | ACCOUNTS_PAYA BLE | 9/13/2023 | CAPITAL ONE | 220900 | RECONCILED | 9/30/2023 | | 694.79 |
| 45047 | 186706 | ACCOUNTS_PAYA BLE | 9/13/2023 | CASE TOWING LLC | 30202 | OUTSTANDING | | | 475.00 |
| 45044 | 186707 | ACCOUNTS_PAYA BLE | 9/13/2023 | CDW GOVERNMENT INC. | 30015 | RECONCILED | 9/30/2023 | | 3,204.82 |
| 45081 | 186708 | ACCOUNTS_PAYA BLE | 9/13/2023 | CHAMBERLIN: PAULA | 30470 | RECONCILED | 9/30/2023 | | 16.38 |
| 45067 | 186709 | ACCOUNTS_PAYA BLE | 9/13/2023 | CHARGE MOMMY BOOKS LLC | 810258 | RECONCILED | 9/30/2023 | | 1,201.20 |
| 45075 | 186710 | ACCOUNTS_PAYA BLE | 9/13/2023 | CINTAS | 30810 | RECONCILED | 9/30/2023 | | 234.30 |
| 45107 | 186711 | ACCOUNTS_PAYA BLE | 9/13/2023 | COCA COLA BOTTLING CO. | 807475 | RECONCILED | 9/30/2023 | | 2,119.48 |
| 45115 | 186712 | ACCOUNTS_PAYA BLE | 9/13/2023 | CONTINENTAL OFFICE | 807112 | RECONCILED | 9/30/2023 | | 2,360.00 |
| 45089 | 186713 | ACCOUNTS_PAYA BLE | 9/13/2023 | CORPORATE DOCUMENT SOLUTIONS | 31381 | RECONCILED | 9/30/2023 | | 5,747.66 |
| 45031 | 186714 | ACCOUNTS_PAYA BLE | 9/13/2023 | CROCKETT; MICHELLE | 807148 | RECONCILED | 9/30/2023 | | 39.79 |
| 45111 | 186715 | ACCOUNTS_PAYA BLE | 9/13/2023 | CUMMINS INC. | 808169 | RECONCILED | 9/30/2023 | | 247.03 |
| 45070 | 186716 | ACCOUNTS_PAYA BLE | 9/13/2023 | DELL MARKETING L.P. | 40323 | RECONCILED | 9/30/2023 | | 930.46 |
| 45058 | 186717 | ACCOUNTS_PAYA | 9/13/2023 | DIESEL | 805582 | RECONCILED | 9/30/2023 | | 1,278.50 |

Start Date: 09/01/2023

End Date: 09/30/2023

LEBANON CITY SCHOOL DISTRICT

Disbursement Summary Report

| Reference Number | Check Number | Type | Date | Name | Vendor # | Status | Reconcile Date | Void Date | Amount |
|------------------|--------------|----------------------|-----------|---|----------|-------------|----------------|-----------|-----------|
| 45080 | 186718 | ACCOUNTS_PAYA BLE | 9/13/2023 | INJECTION SERVICE CO. DJ BLAYDE ENTERTAINMENT LLC | 809937 | RECONCILED | 9/30/2023 | | \$ 900.00 |
| 45042 | 186719 | ACCOUNTS_PAYA BLE | 9/13/2023 | DUKE ENERGY | 30760 | RECONCILED | 9/30/2023 | | 2,259.58 |
| 45110 | 186720 | ACCOUNTS_PAYA BLE | 9/13/2023 | EAST MAIN PRODUCTIONS | 808122 | RECONCILED | 9/30/2023 | | 999.00 |
| 45124 | 186721 | ACCOUNTS_PAYA BLE | 9/13/2023 | FIRST ADVANTAGE TAX | 807093 | RECONCILED | 9/30/2023 | | 240.00 |
| 45112 | 186722 | ACCOUNTS_PAYA BLE | 9/13/2023 | FLINT; AMY | 808116 | RECONCILED | 9/30/2023 | | 15.72 |
| 45035 | 186723 | ACCOUNTS_PAYA BLE | 9/13/2023 | GORDON FOOD SERVICE | 70449 | RECONCILED | 9/30/2023 | | 23,542.03 |
| 45091 | 186724 | ACCOUNTS_PAYA BLE | 9/13/2023 | GRAINGER | 804685 | RECONCILED | 9/30/2023 | | 51.08 |
| 45068 | 186725 | ACCOUNTS_PAYA BLE | 9/13/2023 | HADDIX; GINGER | 809701 | RECONCILED | 9/30/2023 | | 3.02 |
| 45099 | 186726 | ACCOUNTS_PAYA BLE | 9/13/2023 | HAMILTON COUNTY ESC | 80138 | RECONCILED | 9/30/2023 | | 2,080.00 |
| 45125 | 186727 | ACCOUNTS_PAYA BLE | 9/13/2023 | HAUER MUSIC | 807434 | RECONCILED | 9/30/2023 | | 713.50 |
| 45114 | 186728 | ACCOUNTS_PAYA BLE | 9/13/2023 | HEALTHCARE PROCESS | 803575 | RECONCILED | 9/30/2023 | | 6,750.00 |
| 45092 | 186729 | ACCOUNTS_PAYA BLE | 9/13/2023 | HERSHEY CREAMERY COMPANY | 804945 | RECONCILED | 9/30/2023 | | 934.08 |
| 45093 | 186730 | ACCOUNTS_PAYA BLE | 9/13/2023 | HOME DEPOT CREDIT SERVICES | 80907 | RECONCILED | 9/30/2023 | | 55.21 |
| 45069 | 186731 | ACCOUNTS_PAYA BLE | 9/13/2023 | INTERSTATE BILLING SERVICE INC | 805667 | RECONCILED | 9/30/2023 | | 1,622.74 |
| 45071 | 186732 | ACCOUNTS_PAYA BLE | 9/13/2023 | JENIFER MOORHEAD | 810334 | RECONCILED | 9/30/2023 | | 7.07 |
| 45120 | 186733 | ACCOUNTS_PAYA BLE | 9/13/2023 | JESSICA BARNUM | 810333 | RECONCILED | 9/30/2023 | | 14.74 |
| 45130 | 186734 | ACCOUNTS_PAYA BLE | 9/13/2023 | JS LANGUAGES LLC | 803721 | OUTSTANDING | | | 1,469.53 |
| 45055 | 186735 | ACCOUNTS_PAYA BLE | 9/13/2023 | KEY BEHAVIOR SERVICES LLC | 809982 | RECONCILED | 9/30/2023 | | 16,699.70 |
| 45041 | 186736 | ACCOUNTS_PAYA BLE | 9/13/2023 | KLOSTERMAN BAKING COMPANY | 803558 | RECONCILED | 9/30/2023 | | 1,278.65 |
| 45050 | 186737 | ACCOUNTS_PAYA BLE | 9/13/2023 | KOCH REFRIGERATION CO. | 110442 | RECONCILED | 9/30/2023 | | 4,220.92 |

Start Date: 09/01/2023

End Date: 09/30/2023

LEBANON CITY SCHOOL DISTRICT

Disbursement Summary Report

| Reference Number | Check Number | Type | Date | Name | Vendor # | Status | Reconcile Date | Void Date | Amount |
|------------------|--------------|----------------------|-----------|-------------------------------------|----------|------------|----------------|-----------|-----------|
| 45038 | 186738 | ACCOUNTS_PAYA BLE | 9/13/2023 | KRIES; DANIELLE | 110542 | RECONCILED | 9/30/2023 | | \$ 51.49 |
| 45043 | 186739 | ACCOUNTS_PAYA BLE | 9/13/2023 | KROGER CO. | 110545 | RECONCILED | 9/30/2023 | | 251.33 |
| 45123 | 186740 | ACCOUNTS_PAYA BLE | 9/13/2023 | LINEHAUL HEAVY DUTY LLC | 805272 | RECONCILED | 9/30/2023 | | 120.06 |
| 45046 | 186741 | ACCOUNTS_PAYA BLE | 9/13/2023 | MARENEM INC | 809994 | RECONCILED | 9/30/2023 | | 129.25 |
| 45079 | 186742 | ACCOUNTS_PAYA BLE | 9/13/2023 | MARK WIESMANN | 810339 | RECONCILED | 9/30/2023 | | 60.00 |
| 45077 | 186743 | ACCOUNTS_PAYA BLE | 9/13/2023 | MINUTEMAN PRESS | 131320 | RECONCILED | 9/30/2023 | | 630.51 |
| 45082 | 186744 | ACCOUNTS_PAYA BLE | 9/13/2023 | MITCHELL'S PLUMBING INC. | 805532 | RECONCILED | 9/30/2023 | | 3,672.10 |
| 45104 | 186745 | ACCOUNTS_PAYA BLE | 9/13/2023 | MOCKABEE; SARAH | 808839 | RECONCILED | 9/30/2023 | | 179.27 |
| 45119 | 186746 | ACCOUNTS_PAYA BLE | 9/13/2023 | MUSSER EXCAVATING | 801796 | RECONCILED | 9/30/2023 | | 450.00 |
| 45076 | 186747 | ACCOUNTS_PAYA BLE | 9/13/2023 | NASSP | 140283 | RECONCILED | 9/30/2023 | | 250.00 |
| 45060 | 186748 | ACCOUNTS_PAYA BLE | 9/13/2023 | NEOLA; INC. | 802173 | RECONCILED | 9/30/2023 | | 40.00 |
| 45113 | 186749 | ACCOUNTS_PAYA BLE | 9/13/2023 | O'REILLY AUTO PARTS | 808521 | RECONCILED | 9/30/2023 | | 111.04 |
| 45065 | 186750 | ACCOUNTS_PAYA BLE | 9/13/2023 | OASSA - OH ASSOCIATION OF | 150105 | RECONCILED | 9/30/2023 | | 1,180.00 |
| 45048 | 186751 | ACCOUNTS_PAYA BLE | 9/13/2023 | OFFICE 360 | 810289 | RECONCILED | 9/30/2023 | | 503.61 |
| 45121 | 186752 | ACCOUNTS_PAYA BLE | 9/13/2023 | OHIO CAT | 808222 | RECONCILED | 9/30/2023 | | 31.47 |
| 45049 | 186753 | ACCOUNTS_PAYA BLE | 9/13/2023 | OHIO SCHOLAR TRANSPORT LLC | 809952 | RECONCILED | 9/30/2023 | | 19,459.00 |
| 45106 | 186754 | ACCOUNTS_PAYA BLE | 9/13/2023 | PATRIOT TEAM DISTRIBUTING INC | 804196 | RECONCILED | 9/30/2023 | | 4,960.42 |
| 45030 | 186755 | ACCOUNTS_PAYA BLE | 9/13/2023 | PHILLIPS SUPPLY CO. | 160320 | RECONCILED | 9/30/2023 | | 6,354.39 |
| 45059 | 186756 | ACCOUNTS_PAYA BLE | 9/13/2023 | PIERCE; TRACEY | 808705 | RECONCILED | 9/30/2023 | | 46.25 |
| 45063 | 186757 | ACCOUNTS_PAYA BLE | 9/13/2023 | PLATTENBURG & ASSOCIATES INC. | 160449 | RECONCILED | 9/30/2023 | | 5,350.00 |
| 45074 | 186758 | ACCOUNTS_PAYA BLE | 9/13/2023 | PRC TECHNOLOGY GROUP LLC | 807187 | RECONCILED | 9/30/2023 | | 650.00 |
| 45051 | 186759 | ACCOUNTS_PAYA BLE | 9/13/2023 | PRO-ED INC. | 801957 | RECONCILED | 9/30/2023 | | 112.99 |
| 45090 | 186760 | ACCOUNTS_PAYA BLE | 9/13/2023 | PRODIGY BUILDING | 809773 | RECONCILED | 9/30/2023 | | 56,715.74 |

Start Date: 09/01/2023

End Date: 09/30/2023

LEBANON CITY SCHOOL DISTRICT

Disbursement Summary Report

| Reference Number | Check Number | Type | Date | Name | Vendor # | Status | Reconcile Date | Void Date | Amount |
|------------------|--------------|----------------------|-----------|---|----------|-------------|----------------|-----------|-------------|
| 45084 | 186761 | ACCOUNTS_PAYA BLE | 9/13/2023 | SOLUTIONS LLC PURPLE MOONTOWER LLC | 809910 | OUTSTANDING | | | \$ 1,920.00 |
| 45108 | 186762 | ACCOUNTS_PAYA BLE | 9/13/2023 | REALLY GOOD STUFF, LLC | 180182 | RECONCILED | 9/30/2023 | | 16.99 |
| 45040 | 186763 | ACCOUNTS_PAYA BLE | 9/13/2023 | REITER DAIRY | 809091 | RECONCILED | 9/30/2023 | | 1,505.94 |
| 45095 | 186764 | ACCOUNTS_PAYA BLE | 9/13/2023 | ROTELLO; ALISHA | 804961 | RECONCILED | 9/30/2023 | | 14.41 |
| 45034 | 186765 | ACCOUNTS_PAYA BLE | 9/13/2023 | RUMPKE OF OHIO INC. | 804873 | RECONCILED | 9/30/2023 | | 5,141.03 |
| 45052 | 186766 | ACCOUNTS_PAYA BLE | 9/13/2023 | S&S SCHOOL BUS SEATS AND PARTS | 809582 | RECONCILED | 9/30/2023 | | 1,089.90 |
| 45098 | 186767 | ACCOUNTS_PAYA BLE | 9/13/2023 | SCHNEIDER ELECTRIC | 802356 | RECONCILED | 9/30/2023 | | 4,036.00 |
| 45083 | 186768 | ACCOUNTS_PAYA BLE | 9/13/2023 | SCHOLASTIC INC. | 190290 | RECONCILED | 9/30/2023 | | 859.57 |
| 45122 | 186769 | ACCOUNTS_PAYA BLE | 9/13/2023 | SCHOOL SPECIALTY LLC | 809420 | RECONCILED | 9/30/2023 | | 5,647.50 |
| 45061 | 186770 | ACCOUNTS_PAYA BLE | 9/13/2023 | SEEVERS; ISAAC | 809438 | RECONCILED | 9/30/2023 | | 25.00 |
| 45087 | 186771 | ACCOUNTS_PAYA BLE | 9/13/2023 | SHIFFLER EQUIPMENT SALES INC | 190916 | RECONCILED | 9/30/2023 | | 307.65 |
| 45129 | 186772 | ACCOUNTS_PAYA BLE | 9/13/2023 | SILCOX; DAVE | 807279 | RECONCILED | 9/30/2023 | | 29.02 |
| 45103 | 186773 | ACCOUNTS_PAYA BLE | 9/13/2023 | STAPLES BUSINESS ADVANTAGE | 804156 | RECONCILED | 9/30/2023 | | 130.63 |
| 45032 | 186774 | ACCOUNTS_PAYA BLE | 9/13/2023 | SUNRISE COOPERATIVE INC. | 807482 | RECONCILED | 9/30/2023 | | 702.47 |
| 45128 | 186775 | ACCOUNTS_PAYA BLE | 9/13/2023 | TALKING POINTS | 809911 | RECONCILED | 9/30/2023 | | 7,650.00 |
| 45096 | 186776 | ACCOUNTS_PAYA BLE | 9/13/2023 | THE BUILDING | 809965 | RECONCILED | 9/30/2023 | | 350.00 |
| 45045 | 186777 | ACCOUNTS_PAYA BLE | 9/13/2023 | THE COLLEGE BOARD | 805023 | RECONCILED | 9/30/2023 | | 3,060.50 |
| 45102 | 186778 | ACCOUNTS_PAYA BLE | 9/13/2023 | U.S. BANK | 50555 | RECONCILED | 9/30/2023 | | 254.78 |
| 45088 | 186779 | ACCOUNTS_PAYA BLE | 9/13/2023 | UNITED ART AND EDUCATION | 210076 | RECONCILED | 9/30/2023 | | 25.98 |
| 45039 | 186780 | ACCOUNTS_PAYA BLE | 9/13/2023 | USI INSURANCE SERVICES LLC | 808281 | RECONCILED | 9/30/2023 | | 197.00 |
| 45054 | 186781 | ACCOUNTS_PAYA BLE | 9/13/2023 | VERIZON WIRELESS | 806436 | RECONCILED | 9/30/2023 | | 1,299.29 |

Start Date: 09/01/2023

End Date: 09/30/2023

LEBANON CITY SCHOOL DISTRICT

Disbursement Summary Report

| Reference Number | Check Number | Type | Date | Name | Vendor # | Status | Reconcile Date | Void Date | Amount |
|------------------|--------------|----------------------|-----------|------------------------------------|----------|-------------|----------------|-----------|-----------|
| 45064 | 186782 | ACCOUNTS_PAYA BLE | 9/13/2023 | VERTICAL SYSTEMS ELEVATOR | 220162 | RECONCILED | 9/30/2023 | | \$ 212.00 |
| 45036 | 186783 | ACCOUNTS_PAYA BLE | 9/13/2023 | W.R. HACKETT, INC. | 804035 | RECONCILED | 9/30/2023 | | 2,554.43 |
| 45097 | 186784 | ACCOUNTS_PAYA BLE | 9/13/2023 | WALT LUTI TIRE INC. | 230070 | RECONCILED | 9/30/2023 | | 18.75 |
| 45029 | 186785 | ACCOUNTS_PAYA BLE | 9/13/2023 | WARREN COUNTY ESC | 230196 | RECONCILED | 9/30/2023 | | 1,826.00 |
| 45126 | 186786 | ACCOUNTS_PAYA BLE | 9/13/2023 | WHITNEY; RHONDA | 805975 | RECONCILED | 9/30/2023 | | 10.48 |
| 45056 | 186787 | ACCOUNTS_PAYA BLE | 9/13/2023 | WILLIAM H. SADLIER INC. | 230592 | RECONCILED | 9/30/2023 | | 77.59 |
| 45053 | 186788 | ACCOUNTS_PAYA BLE | 9/13/2023 | WOMACK, CARISSA | 807394 | OUTSTANDING | | | 120.04 |
| 45085 | 186789 | ACCOUNTS_PAYA BLE | 9/13/2023 | YMCA CAMP CAMPBELL GARD | 250095 | OUTSTANDING | | | 1,500.00 |
| 45028 | 186790 | REFUND | 9/13/2023 | West; Brian/Mindy | 807053 | RECONCILED | 9/30/2023 | | 187.40 |
| 45220 | 186791 | ACCOUNTS_PAYA BLE | 9/20/2023 | 988 INITIATIVE CORP | 810337 | OUTSTANDING | | | 260.00 |
| 45182 | 186792 | ACCOUNTS_PAYA BLE | 9/20/2023 | A BOOK COMPANY, LLC | 807922 | RECONCILED | 9/30/2023 | | 1,178.35 |
| 45170 | 186793 | ACCOUNTS_PAYA BLE | 9/20/2023 | Ace Hardware W.C. | 802545 | OUTSTANDING | | | 32.14 |
| 45251 | 186794 | ACCOUNTS_PAYA BLE | 9/20/2023 | ACE RADIATOR INC. | 808557 | RECONCILED | 9/30/2023 | | 876.13 |
| 45222 | 186795 | ACCOUNTS_PAYA BLE | 9/20/2023 | ALCOR SUPPLY COMPANY | 809425 | RECONCILED | 9/30/2023 | | 1,238.85 |
| 45145 | 186796 | ACCOUNTS_PAYA BLE | 9/20/2023 | ALEX MCCROBY | 810304 | RECONCILED | 9/30/2023 | | 500.00 |
| 45202 | 186797 | ACCOUNTS_PAYA BLE | 9/20/2023 | ALEXANDREW JAMES TERWILLEGER | 810318 | RECONCILED | 9/30/2023 | | 650.00 |
| 45142 | 186798 | ACCOUNTS_PAYA BLE | 9/20/2023 | AMAZON CAPITAL SERVICES | 808695 | RECONCILED | 9/30/2023 | | 3,952.13 |
| 45174 | 186799 | ACCOUNTS_PAYA BLE | 9/20/2023 | ATTAINMENT COMPANY INC. | 90020 | RECONCILED | 9/30/2023 | | 186.90 |
| 45217 | 186800 | ACCOUNTS_PAYA BLE | 9/20/2023 | AUER, CAMERON | 807435 | RECONCILED | 9/30/2023 | | 299.56 |
| 45190 | 186801 | ACCOUNTS_PAYA BLE | 9/20/2023 | BASA | 20210 | RECONCILED | 9/30/2023 | | 375.00 |
| 45192 | 186802 | ACCOUNTS_PAYA BLE | 9/20/2023 | BETHESDA HEALTHCARE INC. | 20453 | RECONCILED | 9/30/2023 | | 1,327.00 |
| 45183 | 186803 | ACCOUNTS_PAYA BLE | 9/20/2023 | BLUUM OF TEXAS LLC | 810018 | RECONCILED | 9/30/2023 | | 5,231.00 |
| 45173 | 186804 | ACCOUNTS_PAYA | 9/20/2023 | BOOKPAL LLC | 807846 | OUTSTANDING | | | 4,854.80 |

Start Date: 09/01/2023

End Date: 09/30/2023

LEBANON CITY SCHOOL DISTRICT

Disbursement Summary Report

| Reference Number | Check Number | Type | Date | Name | Vendor # | Status | Reconcile Date | Void Date | Amount |
|------------------|--------------|---------------|-----------|-----------------------------|----------|-------------|----------------|-----------|-------------|
| | | BLE | | | | | | | |
| 45149 | 186805 | ACCOUNTS_PAYA | 9/20/2023 | BRICKER | 810148 | RECONCILED | 9/30/2023 | | \$ 1,087.50 |
| | | BLE | | GRAYDON LLP | | | | | |
| 45235 | 186806 | ACCOUNTS_PAYA | 9/20/2023 | BULK | 808620 | OUTSTANDING | | | 143.85 |
| | | BLE | | BOOKSTORE | | | | | |
| 45193 | 186807 | ACCOUNTS_PAYA | 9/20/2023 | BUSINESS | 808460 | RECONCILED | 9/30/2023 | | 1,060.00 |
| | | BLE | | PROFESSIONALS OF AMERICA | | | | | |
| 45214 | 186808 | ACCOUNTS_PAYA | 9/20/2023 | BUTLER CO. ESC | 804648 | RECONCILED | 9/30/2023 | | 22,750.00 |
| | | BLE | | | | | | | |
| 45223 | 186809 | ACCOUNTS_PAYA | 9/20/2023 | Butler, Ray | 804589 | OUTSTANDING | | | 500.00 |
| | | BLE | | | | | | | |
| 45230 | 186810 | ACCOUNTS_PAYA | 9/20/2023 | CAPITAL ONE | 220900 | OUTSTANDING | | | 247.67 |
| | | BLE | | | | | | | |
| 45233 | 186811 | ACCOUNTS_PAYA | 9/20/2023 | CARROLL'S | 804890 | RECONCILED | 9/30/2023 | | 3,997.88 |
| | | BLE | | CARPET | | | | | |
| 45162 | 186812 | ACCOUNTS_PAYA | 9/20/2023 | CBTS | 20563 | RECONCILED | 9/30/2023 | | 33.97 |
| | | BLE | | | | | | | |
| 45244 | 186813 | ACCOUNTS_PAYA | 9/20/2023 | CEDARVILLE | 30293 | RECONCILED | 9/30/2023 | | 70.79 |
| | | BLE | | UNIVERSITY | | | | | |
| 45172 | 186814 | ACCOUNTS_PAYA | 9/20/2023 | CHERYL SMITH | 810336 | RECONCILED | 9/30/2023 | | 92.00 |
| | | BLE | | | | | | | |
| 45136 | 186815 | ACCOUNTS_PAYA | 9/20/2023 | CINCINNATI | 802604 | RECONCILED | 9/30/2023 | | 453.66 |
| | | BLE | | BELL | | | | | |
| 45231 | 186816 | ACCOUNTS_PAYA | 9/20/2023 | CINCINNATI | 20566 | RECONCILED | 9/30/2023 | | 412.20 |
| | | BLE | | BELL | | | | | |
| 45158 | 186817 | ACCOUNTS_PAYA | 9/20/2023 | CINCINNATI | 802718 | RECONCILED | 9/30/2023 | | 1,029.12 |
| | | BLE | | BELL | | | | | |
| 45167 | 186818 | ACCOUNTS_PAYA | 9/20/2023 | CINTAS | 30810 | RECONCILED | 9/30/2023 | | 117.15 |
| | | BLE | | | | | | | |
| 45180 | 186819 | ACCOUNTS_PAYA | 9/20/2023 | CITY OF | 120620 | RECONCILED | 9/30/2023 | | 1,365.00 |
| | | BLE | | LEBANON | | | | | |
| 45155 | 186820 | ACCOUNTS_PAYA | 9/20/2023 | CLARY SIGNS | 30926 | RECONCILED | 9/30/2023 | | 25,684.55 |
| | | BLE | | | | | | | |
| 45243 | 186821 | ACCOUNTS_PAYA | 9/20/2023 | COCA COLA | 807475 | RECONCILED | 9/30/2023 | | 592.44 |
| | | BLE | | BOTTLING CO. | | | | | |
| 45213 | 186822 | ACCOUNTS_PAYA | 9/20/2023 | COLEMAN; | 121078 | RECONCILED | 9/30/2023 | | 9.29 |
| | | BLE | | JENNIFER | | | | | |
| 45169 | 186823 | ACCOUNTS_PAYA | 9/20/2023 | COLONIAL OIL | 809583 | RECONCILED | 9/30/2023 | | 27,583.55 |
| | | BLE | | INDUSTRIES, INC. | | | | | |
| 45160 | 186824 | ACCOUNTS_PAYA | 9/20/2023 | CONNER; LAURA | 130074 | RECONCILED | 9/30/2023 | | 44.95 |
| | | BLE | | | | | | | |
| 45143 | 186825 | ACCOUNTS_PAYA | 9/20/2023 | CONTINENTAL | 807112 | RECONCILED | 9/30/2023 | | 46,649.45 |
| | | BLE | | OFFICE | | | | | |
| 45241 | 186826 | ACCOUNTS_PAYA | 9/20/2023 | CORBITT | 809124 | RECONCILED | 9/30/2023 | | 390.00 |
| | | BLE | | GRAPHICS LLC | | | | | |

Start Date: 09/01/2023

End Date: 09/30/2023

LEBANON CITY SCHOOL DISTRICT

Disbursement Summary Report

| Reference Number | Check Number | Type | Date | Name | Vendor # | Status | Reconcile Date | Void Date | Amount |
|------------------|--------------|----------------------|-----------|--------------------------------------|----------|-------------|----------------|-----------|-------------|
| 45207 | 186827 | ACCOUNTS_PAYA BLE | 9/20/2023 | DEBRA-KUEMPEL | 808405 | RECONCILED | 9/30/2023 | | \$ 1,265.14 |
| 45153 | 186828 | ACCOUNTS_PAYA BLE | 9/20/2023 | DISCOUNT SCHOOL SUPPLY | 40495 | RECONCILED | 9/30/2023 | | 158.28 |
| 45248 | 186829 | ACCOUNTS_PAYA BLE | 9/20/2023 | DUKE ENERGY | 30760 | OUTSTANDING | | | 280.21 |
| 45225 | 186830 | ACCOUNTS_PAYA BLE | 9/20/2023 | EDUCATIONAL SERVICE CENTER | 804135 | RECONCILED | 9/30/2023 | | 125.00 |
| 45194 | 186831 | ACCOUNTS_PAYA BLE | 9/20/2023 | F.G. SCHAEFER CO. INC. | 809650 | RECONCILED | 9/30/2023 | | 21,779.46 |
| 45247 | 186832 | ACCOUNTS_PAYA BLE | 9/20/2023 | FOLEY, KRISTA | 804186 | OUTSTANDING | | | 37.43 |
| 45215 | 186833 | ACCOUNTS_PAYA BLE | 9/20/2023 | FOLLETT CONTENT SOLUTIONS | 809666 | RECONCILED | 9/30/2023 | | 222.20 |
| 45245 | 186834 | ACCOUNTS_PAYA BLE | 9/20/2023 | FOLLETT HIGHER EDUCATION GROUP | 807081 | RECONCILED | 9/30/2023 | | 516.31 |
| 45203 | 186835 | ACCOUNTS_PAYA BLE | 9/20/2023 | GIBSON; CHERIE | 806928 | RECONCILED | 9/30/2023 | | 94.91 |
| 45184 | 186836 | ACCOUNTS_PAYA BLE | 9/20/2023 | GOPHER SPORT & STEM SUPPLIES | 70430 | RECONCILED | 9/30/2023 | | 699.90 |
| 45150 | 186837 | ACCOUNTS_PAYA BLE | 9/20/2023 | GORDON FOOD SERVICE | 70449 | RECONCILED | 9/30/2023 | | 15,368.40 |
| 45196 | 186838 | ACCOUNTS_PAYA BLE | 9/20/2023 | GOVERNMENT FINANCE OFFICERS | 70480 | OUTSTANDING | | | 85.00 |
| 45200 | 186839 | ACCOUNTS_PAYA BLE | 9/20/2023 | GUY; JUSTIN | 807083 | RECONCILED | 9/30/2023 | | 405.00 |
| 45187 | 186840 | ACCOUNTS_PAYA BLE | 9/20/2023 | HALLIE MARTIN | 809922 | OUTSTANDING | | | 500.00 |
| 45157 | 186841 | ACCOUNTS_PAYA BLE | 9/20/2023 | HARRINGTON: COLT | 809789 | RECONCILED | 9/30/2023 | | 272.56 |
| 45152 | 186842 | ACCOUNTS_PAYA BLE | 9/20/2023 | HARRIS; TERRI | 80258 | OUTSTANDING | | | 55.45 |
| 45176 | 186843 | ACCOUNTS_PAYA BLE | 9/20/2023 | HAUER MUSIC | 807434 | RECONCILED | 9/30/2023 | | 3,720.72 |
| 45189 | 186844 | ACCOUNTS_PAYA BLE | 9/20/2023 | HENRY SCHEIN INC. | 801880 | OUTSTANDING | | | 13.75 |
| 45232 | 186845 | ACCOUNTS_PAYA BLE | 9/20/2023 | HERSHEY CREAMERY COMPANY | 804945 | OUTSTANDING | | | 708.00 |
| 45209 | 186846 | ACCOUNTS_PAYA BLE | 9/20/2023 | HOME DEPOT CREDIT SERVICES | 80907 | OUTSTANDING | | | 181.86 |
| 45242 | 186847 | ACCOUNTS_PAYA BLE | 9/20/2023 | IBS OF OHIO RIVER VALLEY | 804243 | RECONCILED | 9/30/2023 | | 955.45 |

Start Date: 09/01/2023

End Date: 09/30/2023

LEBANON CITY SCHOOL DISTRICT

Disbursement Summary Report

| Reference Number | Check Number | Type | Date | Name | Vendor # | Status | Reconcile Date | Void Date | Amount |
|------------------|--------------|----------------------|-----------|--|----------|-------------|----------------|-----------|--------------|
| 45211 | 186848 | ACCOUNTS_PAYA BLE | 9/20/2023 | INTEGRATED SCHOOLHOUSE INC. | 808835 | RECONCILED | 9/30/2023 | | \$ 22,000.00 |
| 45156 | 186849 | ACCOUNTS_PAYA BLE | 9/20/2023 | INTERSTATE BILLING SERVICE INC | 805667 | RECONCILED | 9/30/2023 | | 7,473.95 |
| 45175 | 186850 | ACCOUNTS_PAYA BLE | 9/20/2023 | JAN MILLER BURKINS CONSULTING LLC | 810340 | RECONCILED | 9/30/2023 | | 324.00 |
| 45212 | 186851 | ACCOUNTS_PAYA BLE | 9/20/2023 | KEY BEHAVIOR SERVICES LLC | 809982 | RECONCILED | 9/30/2023 | | 6,004.81 |
| 45199 | 186852 | ACCOUNTS_PAYA BLE | 9/20/2023 | KLETZLY; BETH | 110410 | OUTSTANDING | | | 2.24 |
| 45151 | 186853 | ACCOUNTS_PAYA BLE | 9/20/2023 | KLOSTERMAN BAKING COMPANY | 803558 | RECONCILED | 9/30/2023 | | 186.84 |
| 45204 | 186854 | ACCOUNTS_PAYA BLE | 9/20/2023 | KOCH REFRIGERATION CO. | 110442 | RECONCILED | 9/30/2023 | | 992.04 |
| 45221 | 186855 | ACCOUNTS_PAYA BLE | 9/20/2023 | KOENIG EQUIPMENT | 808194 | RECONCILED | 9/30/2023 | | 17.58 |
| 45148 | 186856 | ACCOUNTS_PAYA BLE | 9/20/2023 | KOI AUTO PARTS | 120430 | RECONCILED | 9/30/2023 | | 125.85 |
| 45163 | 186857 | ACCOUNTS_PAYA BLE | 9/20/2023 | KROGER CO. | 110545 | RECONCILED | 9/30/2023 | | 329.80 |
| 45138 | 186858 | ACCOUNTS_PAYA BLE | 9/20/2023 | KURTZ BROS. INC. | 110570 | VOID | | 10/3/2023 | 362.25 |
| 45165 | 186859 | ACCOUNTS_PAYA BLE | 9/20/2023 | LEBANON ELECTRIC SUPPLY INC. | 120490 | RECONCILED | 9/30/2023 | | 3,407.50 |
| 45179 | 186860 | ACCOUNTS_PAYA BLE | 9/20/2023 | LOCK SPECIALTY | 809182 | RECONCILED | 9/30/2023 | | 1,134.50 |
| 45181 | 186861 | ACCOUNTS_PAYA BLE | 9/20/2023 | MODERN LEASING | 806608 | RECONCILED | 9/30/2023 | | 11,799.56 |
| 45206 | 186862 | ACCOUNTS_PAYA BLE | 9/20/2023 | MODERN OFFICE METHODS | 131480 | RECONCILED | 9/30/2023 | | 559.00 |
| 45236 | 186863 | ACCOUNTS_PAYA BLE | 9/20/2023 | MYSTERY SCIENCE | 809631 | RECONCILED | 9/30/2023 | | 1,395.00 |
| 45171 | 186864 | ACCOUNTS_PAYA BLE | 9/20/2023 | N2Y LLC | 802186 | RECONCILED | 9/30/2023 | | 16,714.58 |
| 45177 | 186865 | ACCOUNTS_PAYA BLE | 9/20/2023 | NASSP | 140283 | RECONCILED | 9/30/2023 | | 750.00 |
| 45188 | 186866 | ACCOUNTS_PAYA BLE | 9/20/2023 | O'REILLY AUTO PARTS | 808521 | RECONCILED | 9/30/2023 | | 185.00 |
| 45159 | 186867 | ACCOUNTS_PAYA BLE | 9/20/2023 | OAESA | 150000 | RECONCILED | 9/30/2023 | | 295.00 |
| 45226 | 186868 | ACCOUNTS_PAYA | 9/20/2023 | OAPSA | 806147 | OUTSTANDING | | | 180.00 |

Start Date: 09/01/2023

End Date: 09/30/2023

LEBANON CITY SCHOOL DISTRICT

Disbursement Summary Report

| Reference Number | Check Number | Type | Date | Name | Vendor # | Status | Reconcile Date | Void Date | Amount |
|------------------|--------------|----------------------|-----------|--------------------------------------|----------|-------------|----------------|-----------|-----------|
| 45164 | 186869 | BLE ACCOUNTS_PAYA | 9/20/2023 | TREASURER OFFICE 360 | 810289 | RECONCILED | 9/30/2023 | | \$ 312.62 |
| 45237 | 186870 | BLE ACCOUNTS_PAYA | 9/20/2023 | OTC BRANDS INC. | 150457 | RECONCILED | 9/30/2023 | | 47.79 |
| 45240 | 186871 | BLE ACCOUNTS_PAYA | 9/20/2023 | PATTERSON POPE | 808185 | RECONCILED | 9/30/2023 | | 32.74 |
| 45198 | 186872 | BLE ACCOUNTS_PAYA | 9/20/2023 | PEAR DECK INC. | 809454 | OUTSTANDING | | | 12,717.00 |
| 45186 | 186873 | BLE ACCOUNTS_PAYA | 9/20/2023 | PHILLIPS SUPPLY CO. | 160320 | RECONCILED | 9/30/2023 | | 1,491.53 |
| 45224 | 186874 | BLE ACCOUNTS_PAYA | 9/20/2023 | PJ PROMOTIONS LLC | 809552 | RECONCILED | 9/30/2023 | | 498.75 |
| 45154 | 186875 | BLE ACCOUNTS_PAYA | 9/20/2023 | PRO-ED INC. | 801957 | RECONCILED | 9/30/2023 | | 2,640.00 |
| 45168 | 186876 | BLE ACCOUNTS_PAYA | 9/20/2023 | R.E.M. COMMUNICATIO NS INC. | 805844 | RECONCILED | 9/30/2023 | | 31,418.12 |
| 45144 | 186877 | BLE ACCOUNTS_PAYA | 9/20/2023 | REITER DAIRY | 809091 | OUTSTANDING | | | 2,913.40 |
| 45239 | 186878 | BLE ACCOUNTS_PAYA | 9/20/2023 | SCHNEIDER ELECTRIC | 802356 | RECONCILED | 9/30/2023 | | 37,490.08 |
| 45228 | 186879 | BLE ACCOUNTS_PAYA | 9/20/2023 | SCHOLASTIC BOOK CLUBS | 190310 | OUTSTANDING | | | 83.24 |
| 45147 | 186880 | BLE ACCOUNTS_PAYA | 9/20/2023 | SCHOLASTIC MAGAZINES | 190326 | RECONCILED | 9/30/2023 | | 219.78 |
| 45249 | 186881 | BLE ACCOUNTS_PAYA | 9/20/2023 | SCHOOL SPECIALTY LLC | 809420 | OUTSTANDING | | | 76.92 |
| 45227 | 186882 | BLE ACCOUNTS_PAYA | 9/20/2023 | SECURLY INC | 810034 | RECONCILED | 9/30/2023 | | 1,000.00 |
| 45141 | 186883 | BLE ACCOUNTS_PAYA | 9/20/2023 | SERSON; ANDREW | 809340 | RECONCILED | 9/30/2023 | | 1,791.23 |
| 45191 | 186884 | BLE ACCOUNTS_PAYA | 9/20/2023 | SIEMENS INDUSTRY INC | 191005 | RECONCILED | 9/30/2023 | | 4,345.00 |
| 45246 | 186885 | BLE ACCOUNTS_PAYA | 9/20/2023 | SLAM SERVICES: SPORTS LINING & | 809119 | OUTSTANDING | | | 400.00 |
| 45218 | 186886 | BLE ACCOUNTS_PAYA | 9/20/2023 | SMITH TRAILER & EQUIPMENT INC | 191148 | OUTSTANDING | | | 75.80 |
| 45208 | 186887 | BLE ACCOUNTS_PAYA | 9/20/2023 | SOUTHERN OHIO PIZZA INC | 808724 | OUTSTANDING | | | 74.92 |
| 45178 | 186888 | BLE ACCOUNTS_PAYA | 9/20/2023 | SOUTHWEST OHIO COUNCIL | 808737 | RECONCILED | 9/30/2023 | | 1,064.30 |
| 45205 | 186889 | BLE ACCOUNTS_PAYA | 9/20/2023 | SOUTHWESTERN OHIO EPC | 191360 | RECONCILED | 9/30/2023 | | 3,300.00 |
| 45229 | 186890 | BLE ACCOUNTS_PAYA | 9/20/2023 | ST. RITA SCHOOL FOR | 191940 | RECONCILED | 9/30/2023 | | 66,070.00 |

Start Date: 09/01/2023

End Date: 09/30/2023

LEBANON CITY SCHOOL DISTRICT

Disbursement Summary Report

| Reference Number | Check Number | Type | Date | Name | Vendor # | Status | Reconcile Date | Void Date | Amount |
|------------------|--------------|----------------------|-----------|-------------------------------------|----------|-------------|----------------|-----------|------------|
| 45137 | 186891 | ACCOUNTS_PAYA BLE | 9/20/2023 | STERLING PAPER COMPANY | 191837 | RECONCILED | 9/30/2023 | | \$ 239.80 |
| 45161 | 186892 | ACCOUNTS_PAYA BLE | 9/20/2023 | SUNRISE COOPERATIVE INC. | 807482 | RECONCILED | 9/30/2023 | | 385.22 |
| 45219 | 186893 | ACCOUNTS_PAYA BLE | 9/20/2023 | TALKING POINTS | 809911 | RECONCILED | 9/30/2023 | | 5,100.00 |
| 45140 | 186894 | ACCOUNTS_PAYA BLE | 9/20/2023 | THE CITY OF LEBANON | 30840 | RECONCILED | 9/30/2023 | | 60,693.25 |
| 45166 | 186895 | ACCOUNTS_PAYA BLE | 9/20/2023 | THE LOCKER ROOM | 809440 | RECONCILED | 9/30/2023 | | 5,321.00 |
| 45216 | 186896 | ACCOUNTS_PAYA BLE | 9/20/2023 | THE MOTZ GROUP, LLC. | 802789 | RECONCILED | 9/30/2023 | | 368,932.50 |
| 45185 | 186897 | ACCOUNTS_PAYA BLE | 9/20/2023 | TOWNE PEST CONTROL | 200392 | RECONCILED | 9/30/2023 | | 375.00 |
| 45250 | 186898 | ACCOUNTS_PAYA BLE | 9/20/2023 | TROPHY AWARDS | 200559 | RECONCILED | 9/30/2023 | | 223.50 |
| 45234 | 186899 | ACCOUNTS_PAYA BLE | 9/20/2023 | U.S. BANK | 50555 | RECONCILED | 9/30/2023 | | 347.50 |
| 45146 | 186900 | ACCOUNTS_PAYA BLE | 9/20/2023 | W.R. HACKETT, INC. | 804035 | RECONCILED | 9/30/2023 | | 3,565.60 |
| 45139 | 186901 | ACCOUNTS_PAYA BLE | 9/20/2023 | WARREN COUNTY ESC | 230196 | RECONCILED | 9/30/2023 | | 362,122.96 |
| 45201 | 186902 | ACCOUNTS_PAYA BLE | 9/20/2023 | WARREN COUNTY WATER AND SEWER | 230597 | RECONCILED | 9/30/2023 | | 1,508.70 |
| 45195 | 186903 | ACCOUNTS_PAYA BLE | 9/20/2023 | WILSON LANGUAGE TRAINING | 809633 | OUTSTANDING | | | 233.28 |
| 45210 | 186904 | ACCOUNTS_PAYA BLE | 9/20/2023 | WOLFENBARGER; BRADY | 809975 | OUTSTANDING | | | 500.00 |
| 45135 | 186905 | REFUND | 9/19/2023 | Hutchinson, Phyllis | 803856 | RECONCILED | 9/30/2023 | | 13.00 |
| 45134 | 186906 | REFUND | 9/13/2023 | JERILYN BARNETT | 810345 | RECONCILED | 9/30/2023 | | 56.75 |
| 45131 | 186907 | REFUND | 9/20/2023 | WARRINGTON; CINDY | 809710 | RECONCILED | 9/30/2023 | | 134.25 |
| 45295 | 186908 | ACCOUNTS_PAYA BLE | 9/27/2023 | 937 INK LLC | 810207 | OUTSTANDING | | | 338.00 |
| 45313 | 186909 | ACCOUNTS_PAYA BLE | 9/27/2023 | Ace Hardware W.C. | 802545 | OUTSTANDING | | | 194.97 |
| 45324 | 186910 | ACCOUNTS_PAYA BLE | 9/27/2023 | ALCOR SUPPLY COMPANY | 809425 | OUTSTANDING | | | 395.50 |
| 45266 | 186911 | ACCOUNTS_PAYA BLE | 9/27/2023 | AMAZON CAPITAL SERVICES | 808695 | OUTSTANDING | | | 4,205.65 |
| 45320 | 186912 | ACCOUNTS_PAYA BLE | 9/27/2023 | AUER, CAMERON | 807435 | OUTSTANDING | | | 47.99 |

Start Date: 09/01/2023

End Date: 09/30/2023

LEBANON CITY SCHOOL DISTRICT

Disbursement Summary Report

| Reference Number | Check Number | Type | Date | Name | Vendor # | Status | Reconcile Date | Void Date | Amount |
|------------------|--------------|----------------------|-----------|-------------------------------------|----------|-------------|----------------|-----------|-----------|
| 45290 | 186913 | ACCOUNTS_PAYA BLE | 9/27/2023 | BECKMAN ENVIRONMENTA L | 20330 | OUTSTANDING | | | \$ 133.10 |
| 45296 | 186914 | ACCOUNTS_PAYA BLE | 9/27/2023 | BJOREM SPEECH PUBLICATIONS | 810322 | OUTSTANDING | | | 118.97 |
| 45283 | 186915 | ACCOUNTS_PAYA BLE | 9/27/2023 | BLICK ART MATERIALS | 20520 | OUTSTANDING | | | 239.16 |
| 45316 | 186916 | ACCOUNTS_PAYA BLE | 9/27/2023 | BLOOKET LLC | 810249 | OUTSTANDING | | | 250.00 |
| 45308 | 186917 | ACCOUNTS_PAYA BLE | 9/27/2023 | BRAINPOP, LLC | 20804 | OUTSTANDING | | | 3,795.00 |
| 45292 | 186918 | ACCOUNTS_PAYA BLE | 9/27/2023 | CAPITAL ONE | 220900 | OUTSTANDING | | | 542.94 |
| 45323 | 186919 | ACCOUNTS_PAYA BLE | 9/27/2023 | CINCINNATI SYMPHONY ORCHESTRA | 30820 | OUTSTANDING | | | 584.70 |
| 45270 | 186920 | ACCOUNTS_PAYA BLE | 9/27/2023 | CINTAS | 30810 | OUTSTANDING | | | 4,404.85 |
| 45322 | 186921 | ACCOUNTS_PAYA BLE | 9/27/2023 | CITY OF LEBANON | 120620 | OUTSTANDING | | | 682.50 |
| 45291 | 186922 | ACCOUNTS_PAYA BLE | 9/27/2023 | CORBITT GRAPHICS LLC | 809124 | OUTSTANDING | | | 574.00 |
| 45306 | 186923 | ACCOUNTS_PAYA BLE | 9/27/2023 | CROOKS: CASSIDY | 809829 | OUTSTANDING | | | 36.12 |
| 45281 | 186924 | ACCOUNTS_PAYA BLE | 9/27/2023 | CTL CORPORATION | 806880 | OUTSTANDING | | | 2,085.00 |
| 45253 | 186925 | REFUND | 9/20/2023 | DAVID KLEIN | 810347 | OUTSTANDING | | | 50.20 |
| 45289 | 186926 | ACCOUNTS_PAYA BLE | 9/27/2023 | DELL MARKETING L.P. | 40323 | OUTSTANDING | | | 1,037.10 |
| 45267 | 186927 | ACCOUNTS_PAYA BLE | 9/27/2023 | DUKE ENERGY | 30760 | OUTSTANDING | | | 3,035.82 |
| 45264 | 186928 | ACCOUNTS_PAYA BLE | 9/27/2023 | EDMENTUM, INC. | 806217 | OUTSTANDING | | | 34.20 |
| 45311 | 186929 | ACCOUNTS_PAYA BLE | 9/27/2023 | ERIC ARMIN INC. | 803950 | OUTSTANDING | | | 2,990.00 |
| 45294 | 186930 | ACCOUNTS_PAYA BLE | 9/27/2023 | GORDON FOOD SERVICE | 70449 | OUTSTANDING | | | 10,300.71 |
| 45275 | 186931 | ACCOUNTS_PAYA BLE | 9/27/2023 | HAUER MUSIC | 807434 | OUTSTANDING | | | 257.50 |
| 45287 | 186932 | ACCOUNTS_PAYA BLE | 9/27/2023 | HERSHEY CREAMERY COMPANY | 804945 | OUTSTANDING | | | 488.88 |
| 45312 | 186933 | ACCOUNTS_PAYA BLE | 9/27/2023 | HOBART SERVICE | 80813 | OUTSTANDING | | | 340.00 |
| 45271 | 186934 | ACCOUNTS_PAYA BLE | 9/27/2023 | HOME DEPOT CREDIT SERVICES | 80907 | OUTSTANDING | | | 61.67 |
| 45252 | 186935 | REFUND | 9/20/2023 | JEANNE | 810344 | OUTSTANDING | | | 120.00 |

Start Date: 09/01/2023

End Date: 09/30/2023

LEBANON CITY SCHOOL DISTRICT

Disbursement Summary Report

| Reference Number | Check Number | Type | Date | Name | Vendor # | Status | Reconcile Date | Void Date | Amount |
|------------------|--------------|---------------|-----------|--------------------------------|----------|-------------|----------------|-----------|-----------|
| | | | | MCDONALD | | | | | |
| 45302 | 186936 | ACCOUNTS_PAYA | 9/27/2023 | JEFF BURTON | 810262 | OUTSTANDING | | | \$ 750.00 |
| | | BLE | | | | | | | |
| 45288 | 186937 | ACCOUNTS_PAYA | 9/27/2023 | KATHERINE WHEELER | 810263 | OUTSTANDING | | | 280.00 |
| | | BLE | | | | | | | |
| 45321 | 186938 | ACCOUNTS_PAYA | 9/27/2023 | KEY BEHAVIOR SERVICES LLC | 809982 | OUTSTANDING | | | 7,956.11 |
| | | BLE | | | | | | | |
| 45305 | 186939 | ACCOUNTS_PAYA | 9/27/2023 | KLOSTERMAN BAKING COMPANY | 803558 | OUTSTANDING | | | 141.76 |
| | | BLE | | | | | | | |
| 45262 | 186940 | ACCOUNTS_PAYA | 9/27/2023 | KROGER CO. | 110545 | OUTSTANDING | | | 146.64 |
| | | BLE | | | | | | | |
| 45272 | 186941 | ACCOUNTS_PAYA | 9/27/2023 | KRONOS SAASHR, INC. | 810146 | OUTSTANDING | | | 15,768.63 |
| | | BLE | | | | | | | |
| 45261 | 186942 | ACCOUNTS_PAYA | 9/27/2023 | KURTZ BROS. INC. | 110570 | OUTSTANDING | | | 1,413.36 |
| | | BLE | | | | | | | |
| 45304 | 186943 | ACCOUNTS_PAYA | 9/27/2023 | Lebanon Optimist Club | 801894 | OUTSTANDING | | | 125.00 |
| | | BLE | | | | | | | |
| 45274 | 186944 | ACCOUNTS_PAYA | 9/27/2023 | LESTER; JENI | 120690 | OUTSTANDING | | | 493.00 |
| | | BLE | | | | | | | |
| 45315 | 186945 | ACCOUNTS_PAYA | 9/27/2023 | MCHALE, ERYN | 807451 | OUTSTANDING | | | 165.00 |
| | | BLE | | | | | | | |
| 45307 | 186946 | ACCOUNTS_PAYA | 9/27/2023 | MENO; JULIE | 120644 | OUTSTANDING | | | 298.00 |
| | | BLE | | | | | | | |
| 45273 | 186947 | ACCOUNTS_PAYA | 9/27/2023 | NVB PLAYGROUNDS INC. | 808806 | OUTSTANDING | | | 129.00 |
| | | BLE | | | | | | | |
| 45263 | 186948 | ACCOUNTS_PAYA | 9/27/2023 | O'REILLY AUTO PARTS | 808521 | OUTSTANDING | | | 241.69 |
| | | BLE | | | | | | | |
| 45293 | 186949 | ACCOUNTS_PAYA | 9/27/2023 | OAEA | 140896 | OUTSTANDING | | | 340.00 |
| | | BLE | | | | | | | |
| 45269 | 186950 | ACCOUNTS_PAYA | 9/27/2023 | OHIO CAT | 808222 | OUTSTANDING | | | 149.75 |
| | | BLE | | | | | | | |
| 45278 | 186951 | ACCOUNTS_PAYA | 9/27/2023 | OHIO SCHOOL BUS MECHANICS ASSN | 808193 | OUTSTANDING | | | 230.00 |
| | | BLE | | | | | | | |
| 45318 | 186952 | ACCOUNTS_PAYA | 9/27/2023 | PERIPOLE INC | 160213 | OUTSTANDING | | | 258.98 |
| | | BLE | | | | | | | |
| 45276 | 186953 | ACCOUNTS_PAYA | 9/27/2023 | PHILLIPS SUPPLY CO. | 160320 | OUTSTANDING | | | 6,395.51 |
| | | BLE | | | | | | | |
| 45309 | 186954 | ACCOUNTS_PAYA | 9/27/2023 | QBS LLC | 808908 | OUTSTANDING | | | 220.00 |
| | | BLE | | | | | | | |
| 45286 | 186955 | ACCOUNTS_PAYA | 9/27/2023 | REITER DAIRY | 809091 | OUTSTANDING | | | 2,881.66 |
| | | BLE | | | | | | | |
| 45260 | 186956 | ACCOUNTS_PAYA | 9/27/2023 | RYDALCH; JANIS | 180840 | OUTSTANDING | | | 40.42 |
| | | BLE | | | | | | | |
| 45282 | 186957 | ACCOUNTS_PAYA | 9/27/2023 | SCHOLASTIC BOOK CLUBS | 190310 | OUTSTANDING | | | 40.00 |
| | | BLE | | | | | | | |

Start Date: 09/01/2023

End Date: 09/30/2023

LEBANON CITY SCHOOL DISTRICT

Disbursement Summary Report

| Reference Number | Check Number | Type | Date | Name | Vendor # | Status | Reconcile Date | Void Date | Amount |
|------------------|--------------|----------------------|-----------|--|----------|-------------|----------------|-----------|--------------|
| 45279 | 186958 | ACCOUNTS_PAYA BLE | 9/27/2023 | SHARP ELECTRONICS CORP. | 807822 | OUTSTANDING | | | \$ 13,100.00 |
| 45265 | 186959 | ACCOUNTS_PAYA BLE | 9/27/2023 | SUNRISE COOPERATIVE INC. | 807482 | OUTSTANDING | | | 314.46 |
| 45303 | 186960 | ACCOUNTS_PAYA BLE | 9/27/2023 | THE CITY OF LEBANON | 30841 | OUTSTANDING | | | 390.00 |
| 45319 | 186961 | ACCOUNTS_PAYA BLE | 9/27/2023 | THE LAMPO GROUP LLC | 808633 | OUTSTANDING | | | 239.92 |
| 45314 | 186962 | ACCOUNTS_PAYA BLE | 9/27/2023 | TREASURER STATE OF OHIO | 150201 | OUTSTANDING | | | 346.25 |
| 45285 | 186963 | ACCOUNTS_PAYA BLE | 9/27/2023 | TROPHY AWARDS | 200559 | OUTSTANDING | | | 924.00 |
| 45310 | 186964 | ACCOUNTS_PAYA BLE | 9/27/2023 | TURPIN; LIBBY | 611221 | OUTSTANDING | | | 29.13 |
| 45299 | 186965 | ACCOUNTS_PAYA BLE | 9/27/2023 | VARSITY SPIRIT FASHIONS AND SUPPLIES LLC | 809661 | OUTSTANDING | | | 145.75 |
| 45298 | 186966 | ACCOUNTS_PAYA BLE | 9/27/2023 | W.R. HACKETT, INC. | 804035 | OUTSTANDING | | | 1,495.20 |
| 45300 | 186967 | ACCOUNTS_PAYA BLE | 9/27/2023 | WALT LUTI TIRE INC. | 230070 | OUTSTANDING | | | 147.60 |
| 45268 | 186968 | ACCOUNTS_PAYA BLE | 9/27/2023 | Wendy Anderson | 809452 | OUTSTANDING | | | 850.00 |
| 45277 | 186969 | ACCOUNTS_PAYA BLE | 9/27/2023 | WILLIAM H. SADLER INC. | 230592 | OUTSTANDING | | | 41.77 |
| 45284 | 186970 | ACCOUNTS_PAYA BLE | 9/27/2023 | WINDOW ENERGY FILM | 810136 | OUTSTANDING | | | 27,939.36 |
| 45317 | 186971 | ACCOUNTS_PAYA BLE | 9/27/2023 | WNEK, AMY | 802553 | OUTSTANDING | | | 94.67 |
| 45325 | 186972 | REFUND | 9/27/2023 | EARLEY, NEAL H. | 803897 | OUTSTANDING | | | 160.00 |
| 45326 | 186973 | REFUND | 9/27/2023 | NICOLE VANDERPOOL | 810351 | OUTSTANDING | | | 80.00 |
| 45327 | 186974 | ACCOUNTS_PAYA BLE | 9/27/2023 | UNIVERISTY OF OREGON | 808078 | OUTSTANDING | | | 599.88 |
| 45301 | 186975 | ACCOUNTS_PAYA BLE | 9/27/2023 | LEBANON CITY SCHOOLS | 901040 | OUTSTANDING | | | 7,100.00 |
| 45340 | 186976 | ACCOUNTS_PAYA BLE | 9/28/2023 | Ace Hardware W.C. | 802545 | OUTSTANDING | | | 15.98 |
| 45343 | 186977 | ACCOUNTS_PAYA BLE | 9/28/2023 | APPLE INC. | 10920 | OUTSTANDING | | | 150.00 |
| 45336 | 186978 | ACCOUNTS_PAYA BLE | 9/28/2023 | ASSESSMENT TECHNOLOGIES A DIV. | 50100 | OUTSTANDING | | | 5,992.72 |
| 45338 | 186979 | ACCOUNTS_PAYA BLE | 9/28/2023 | BEST DRIVE LLC | 807700 | OUTSTANDING | | | 933.52 |
| 45333 | 186980 | ACCOUNTS_PAYA | 9/28/2023 | CDW | 30015 | OUTSTANDING | | | 102.18 |

LEBANON CITY SCHOOL DISTRICT

Disbursement Summary Report

| Reference Number | Check Number | Type | Date | Name | Vendor # | Status | Reconcile Date | Void Date | Amount |
|------------------|--------------|---------------|-----------|------------------------------|----------|-------------|----------------|-----------|-----------------|
| | | BLE | | GOVERNMENT INC. | | | | | |
| 45330 | 186981 | ACCOUNTS_PAYA | 9/28/2023 | CHRISTENSEN; LANE | 809555 | OUTSTANDING | | | \$ 45.25 |
| 45329 | 186982 | ACCOUNTS_PAYA | 9/28/2023 | CINTAS | 30810 | OUTSTANDING | | | 482.41 |
| 45339 | 186983 | ACCOUNTS_PAYA | 9/28/2023 | CREECH'S | 31579 | OUTSTANDING | | | 76.00 |
| 45331 | 186984 | ACCOUNTS_PAYA | 9/28/2023 | DELL MARKETING L.P. | 40323 | OUTSTANDING | | | 907.23 |
| 45328 | 186985 | ACCOUNTS_PAYA | 9/28/2023 | IMAGINE LEARNING LLC | 810208 | OUTSTANDING | | | 23,900.00 |
| 45332 | 186986 | ACCOUNTS_PAYA | 9/28/2023 | KOI AUTO PARTS | 120430 | OUTSTANDING | | | 76.20 |
| 45334 | 186987 | ACCOUNTS_PAYA | 9/28/2023 | LEARNING A-Z | 802419 | OUTSTANDING | | | 2,719.99 |
| 45335 | 186988 | ACCOUNTS_PAYA | 9/28/2023 | MAKERBOT INDUSTRIES LLC | 809485 | OUTSTANDING | | | 2,911.22 |
| 45337 | 186989 | ACCOUNTS_PAYA | 9/28/2023 | MIAMI VALLEY POWER EQUIPMENT | 808823 | OUTSTANDING | | | 53.80 |
| 45342 | 186990 | ACCOUNTS_PAYA | 9/28/2023 | OHIO CAT | 808222 | OUTSTANDING | | | 495.40 |
| 45341 | 186991 | ACCOUNTS_PAYA | 9/28/2023 | PETROCHOICE OHIO | 804199 | OUTSTANDING | | | 468.10 |
| Grand Total | | | | | | | | | \$ 8,963,279.83 |

**Lebanon City School District
Bank Reconciliation
September 30, 2023**

BANK ACCOUNTS

| | |
|----------------------------|-----------------|
| LCNB - OPERATING ACCOUNT | \$16,691,903.58 |
| CHANGE FUNDS | \$60.00 |
| DRAGONFLY START UP DEPOSIT | \$5,120.00 |

INVESTMENT ACCOUNTS

| | |
|--|-----------------|
| STAR OHIO - GENERAL (33648) | \$8,792,337.91 |
| STAR OHIO - BOND RETIREMENT (33540) | \$139,328.92 |
| STAR OHIO - CAPITAL PROJECTS (34814) | \$543,492.73 |
| STAR OHIO - EXPENDABLE TRUST SCHOLARSHIPS (68988) | \$170,226.33 |
| STAR OHIO - NONEXPENDABLE TRUST SCHOLARSHIPS (68979) | \$128,076.50 |
| STAR OHIO - CONSTRUCTION RETAINAGE (76921) | \$6,732.50 |
| RED TREE INVESTMENT FUND | \$2,320,178.98 |
| HUNTINGTON MONEY MARKET - 1041007845 | \$4,470,396.39 |
| HUNTINGTON MONEY MARKET - 1041010751 | \$102,684.50 |
| HUNTINGTON - 0242 | \$1,141,601.31 |
| HUNTINGTON - MONEY MARKET GENERAL ACCOUNT (HCS021663) (NetXInvestor) | \$21,305.62 |
| HUNTINGTON - HCS 020095 (NetXInvestor) | \$700.78 |
| HUNTINGTON - HCS 020103 (NetXInvestor) | \$17,917,960.65 |

| | |
|-------|-----------------|
| TOTAL | \$52,452,106.70 |
|-------|-----------------|

OUTSTANDING CHECKS

| | |
|-----------------------------|----------------|
| O/S CHECKS - LCNB OPERATING | (\$239,804.45) |
|-----------------------------|----------------|

BANK ADJUSTMENTS

| | |
|---|------|
| LCNB PAYROLL BANK ACCT - INTEREST TO BE TRANSFERRED TO OPERATING ACCT | 4.17 |
|---|------|

DEPOSITS IN TRANSIT

| | |
|---|-----------|
| Account Analysis Charge from Payroll (July) | (\$61.24) |
|---|-----------|

| | |
|-----------------------|-----------------|
| ADJUSTED BANK BALANCE | \$52,212,245.18 |
|-----------------------|-----------------|

BOOK BALANCE / ADJUSTMENTS

| | | |
|--------------|---------------|--------|
| BOOK BALANCE | 52,253,100.50 | \$0.00 |
|--------------|---------------|--------|

| | |
|--|---------------|
| Returned Duplicate Check #180838 | (\$26,327.25) |
| Returned Duplicate Check #180720 | (\$132.21) |
| Payschool receipts on books, not deposited | (\$576.00) |
| Payschool receipts on books, not deposited | (\$14,794.03) |
| Payschools receipt more than deposit | (\$96.00) |
| Food Service Receipts | \$262.00 |
| Receipt 8/11/23 | \$749.17 |
| 9/28/23 Payschools receipt not deposited | \$45.00 |
| Receipt 9/26/2023 | \$14.00 |

| | |
|-----------------------|-----------------|
| ADJUSTED BOOK BALANCE | \$52,212,245.18 |
|-----------------------|-----------------|

TIES TO FUND BALANCE ON CASH SUMMARY REPORT

Reviewed By: Karen Ervin

Date: 10/13/23

Lebanon City School District
Payroll Reconciliation
September 30, 2023

| | |
|--|-------------|
| LCNB Payroll Account - Current Balance | 37,677.48 |
| Outstanding Checks | |
| O/S Checks - LCNB Payroll | (39,054.12) |
| Deposits in Transit | |
| Transfer from Operating Account to Cover Account Analysis Charge (August) | 61.24 |
| Adjusted Bank Balance | (1,315.40) |
| Adjustments | |
| Interest for September | (4.17) |
| Refund of SERS for Nicholas Hummel (Processed in June, paid to SERS in July) | (0.30) |
| Transfer for K. Bush (Board Medicare) | (0.86) |
| Life insurance payment - K. Bush | 6.41 |
| OAPSE payment - K Bush | 17.88 |
| Special Payroll - IRS Tax | 651.77 |
| Special Payroll - IRS Tax | 644.67 |
| Adjusted Balance | - |

Reconciliation Reviewed By: Karen Ervin

Lebanon City School District
Investment Report
For the Month Ending September 30, 2023

| Type | Issuer | Cost | Coupon Rate | Maturity Date | Purchase Date | Yield to Maturity | Days to Maturity | Market Value |
|------------------------------------|--|---------------|-------------|---------------|---------------|-------------------|------------------|---------------|
| FHLB Note (3130APXH3) | Red Tree Investments | 135,000.00 | 0.80% | 11/27/2023 | 11/29/2021 | 2.00% | 58 | 133,996.12 |
| FHLM Note (3137EAF2) | Red Tree Investments | 99,868.00 | 0.25% | 12/4/2023 | 3/5/2021 | 0.30% | 65 | 99,116.15 |
| FHLM Note (3130ATBL0) | Red Tree Investments | 59,959.74 | 3.63% | 12/8/2023 | 9/8/2022 | 3.68% | 69 | 59,959.74 |
| FHLB Note (3130ALSG0) | Red Tree Investments | 64,909.65 | 0.25% | 3/8/2024 | 5/24/2021 | 0.30% | 160 | 63,538.37 |
| FHLB Note (313ATUQ8) | Red Tree Investments | 99,856.00 | 4.88% | 3/8/2024 | 12/28/2022 | 1.13% | 160 | 99,656.23 |
| FHLB Note (3130APH65) | Red Tree Investments | 105,000.00 | 0.61% | 10/25/2024 | 10/25/2021 | 0.61% | 391 | 99,667.17 |
| FHLB Note (3130APQ81) | Red Tree Investments | 100,000.00 | 1.00% | 11/8/2024 | 11/8/2021 | 2.89% | 405 | 95,154.75 |
| FHLM Note (3134GWZV1) | Red Tree Investments | 95,000.00 | 0.65% | 10/22/2025 | 10/23/2020 | 0.65% | 753 | 86,565.81 |
| FHLM Note (3133EPBJ3) | Red Tree Investments | 99,568.00 | 4.53% | 2/23/2026 | 2/23/2023 | 2.77% | 877 | 98,611.47 |
| FHLM Note (3134GYUN0) | Red Tree Investments | 110,000.00 | 5.65% | 6/28/2027 | 6/28/2023 | 3.53% | 1,367 | 108,621.14 |
| FHLB Note (3130ALKB9) | Red Tree Investments | 90,000.00 | 0.75% | 3/17/2026 | 3/17/2021 | 1.09% | 899 | 82,151.02 |
| US Treasury Note (91282CAW1) | Red Tree Investments | 129,258.59 | 0.25% | 11/15/2023 | 11/15/2021 | 1.95% | 46 | 129,195.54 |
| US Treasury Note (91282CBE0) | Red Tree Investments | 158,562.50 | 0.13% | 1/15/2024 | 10/25/2021 | 0.53% | 107 | 157,600.00 |
| US Treasury Note (9128283P3) | Red Tree Investments | 78,968.75 | 2.25% | 12/31/2024 | 4/21/2022 | 2.75% | 458 | 77,034.38 |
| Certificate of Deposit (15131XFF9) | Red Tree Investments | 99,900.00 | 4.55% | 1/31/2025 | 1/31/2023 | 1.89% | 489 | 98,511.55 |
| Certificate of Deposit (856285TF8) | Red Tree Investments | 247,132.00 | 1.60% | 4/29/2025 | 4/29/2020 | 4.80% | 577 | 233,055.40 |
| Commerical Paper (13608BZ72) | Red Tree Investments | 105,536.84 | 0.00% | 12/7/2023 | 3/13/2023 | 5.66% | 68 | 108,878.11 |
| Commerical Paper (62479LAK1) | Red Tree Investments | 110,531.10 | 0.00% | 1/19/2024 | 4/26/2023 | 5.43% | 111 | 113,010.04 |
| Commerical Paper (78009ACK8) | Red Tree Investments | 110,309.53 | 0.00% | 3/19/2024 | 6/27/2023 | 5.75% | 171 | 111,948.93 |
| Commerical Paper (89119ACR7) | Red Tree Investments | 105,404.75 | 0.00% | 3/25/2024 | 6/29/2023 | 5.81% | 177 | 106,972.14 |
| Commerical Paper (63873JEH9) | Red Tree Investments | 105,424.06 | 0.00% | 5/17/2024 | 8/25/2023 | 5.08% | 230 | 106,009.20 |
| Money Market (USBMMF) | Red Tree Investments | 8,447.69 | 0.01% | 9/30/2023 | 9/29/2023 | 2.83% | - | 9,989.47 |
| Money Market | Star Ohio General Fund | 8,792,337.91 | 0.15% | 9/30/2023 | 9/29/2023 | 0.15% | - | 8,792,337.91 |
| Money Market | Star Ohio Bond Retirement | 139,328.92 | 0.15% | 9/30/2023 | 9/29/2023 | 0.15% | - | 139,328.92 |
| Money Market | Star Ohio Capital Projects | 543,492.73 | 0.15% | 9/30/2023 | 9/29/2023 | 0.15% | - | 543,492.73 |
| Money Market | Star Ohio Expendable Trust Scholarships | 170,226.33 | 0.15% | 9/30/2023 | 9/29/2023 | 0.15% | - | 170,226.33 |
| Money Market | Star Ohio Nonexpendable Trust Scholarships | 128,076.50 | 0.15% | 9/30/2023 | 9/29/2023 | 0.15% | - | 128,076.50 |
| Money Market | Star Ohio Contruction Retainage | 6,732.50 | 0.15% | 9/30/2023 | 9/29/2023 | 0.15% | - | 6,732.50 |
| MMAX (1041010751) | Huntington National Bank | 99,439.02 | 0.02% | 9/30/2023 | 9/29/2023 | 0.02% | - | 102,684.50 |
| MMAX (1041007845) | Huntington National Bank | 4,329,104.09 | 0.02% | 9/30/2023 | 9/29/2023 | 0.02% | - | 4,470,396.39 |
| Money Market (HCS-020103) | Huntington National Bank | 331,308.06 | 0.03% | 9/30/2023 | 9/29/2023 | 0.03% | - | 69,216.85 |
| Commercial Paper | Huntington National Bank | 10,506,360.14 | 0.00% | various | various | 0.00% | - | 11,311,055.46 |
| Certificates of Deposit | Huntington National Bank | 1,750,000.00 | various | various | various | various | - | 1,723,820.00 |
| FHLB Bond (3130ALRR7) | Huntington National Bank | 1,000,000.00 | 1.00% | 1/15/2026 | 10/28/2021 | 1.00% | 838 | 908,980.00 |
| FHLB Consolidated Bond (3130APHG3) | Huntington National Bank | 998,846.85 | 0.61% | 9/26/2024 | 10/26/2021 | 0.61% | 362 | 952,630.00 |
| FHLB Consolidated Bond (3130APJZ9) | Huntington National Bank | 1,000,000.00 | 1.20% | 10/28/2026 | 10/28/2021 | 1.20% | 1,124 | 890,100.00 |
| FHLB Consolidated Bond (3130APKH7) | Huntington National Bank | 1,000,000.00 | 0.70% | 10/28/2024 | 10/28/2021 | 0.70% | 394 | 949,800.00 |

Lebanon City School District
Interest Income for Month Ending September 30, 2023

| Fund Name | Fund Number | Fund Balance | % of Total Fund Balance | Interest to be Allocated | Interest to Post |
|---------------------------------------|-------------|-------------------------|----------------------------|-----------------------------|---------------------|
| General Fund | 001 | \$ 33,450,599.57 | 89.45% | \$ 42,839.31 | \$ 38,319.79 |
| Lebanon Athletics Facilities PI | 003-9008 | \$ 2,228,314.20 | 5.96% | \$ 42,839.31 | \$ 2,552.68 |
| Construction Fund | 004-9000 | \$ 45,362.01 | 0.12% | \$ 42,839.31 | \$ 51.97 |
| Food Service Fund | 006 | \$ 684,638.73 | 1.83% | \$ 42,839.31 | \$ 784.30 |
| Classroom Facilities Maint. Fund | 034-0000 | \$ 884,853.31 | 2.37% | \$ 42,839.31 | \$ 1,013.66 |
| St. Francis Fund | 401-9024 | \$ 34,404.35 | 0.09% | \$ 42,839.31 | \$ 39.41 |
| LUMK Fund | 401-9124 | \$ 1,695.72 | 0.00% | \$ 42,839.31 | \$ 1.94 |
| Lebanon Christian Fund | 401-9224 | \$ 65,968.93 | 0.18% | \$ 42,839.31 | \$ 75.57 |
| | | <u>\$ 37,395,836.82</u> | <u>100.00%</u> | | <u>\$ 42,839.32</u> |
| Classroom Facilities LFI Share | 004-9003 | \$ - | 0.00% | \$ 19,405.05 | \$ - |
| Classroom Facilities Fund State Share | 010-9900 | \$ - | 0.00% | \$ 19,405.05 | \$ - |
| Classroom Facilities Fund Local Share | 010-9901 | <u>\$ 1,166,969.34</u> | <u>100.00%</u> | <u>\$ 19,405.05</u> | <u>\$ 19,405.05</u> |
| | | <u>\$ 1,166,969.34</u> | <u>100.00%</u> | | <u>\$ 19,405.05</u> |
| <u>Expendable Trust Accounts</u> | | | | | |
| Administration Scholarship | 007-9003 | \$ 1,479.75 | 5.83% | \$ 769.28 | \$ 44.88 |
| Dennis Jeffery Scholarship | 007-9006 | \$ 326.46 | 1.29% | \$ 769.28 | \$ 9.90 |
| Jarod Bennett Scholarship | 007-9009 | \$ 613.01 | 2.42% | \$ 769.28 | \$ 18.59 |
| Donald L. Palmer Scholarship | 007-9013 | \$ 8,993.12 | 35.46% | \$ 769.28 | \$ 272.77 |
| Diversity/Achievement Scholarship | 007-9017 | \$ 561.29 | 2.21% | \$ 769.28 | \$ 17.02 |
| Gloria Taylor Memorial Scholarship | 007-9019 | \$ 13,145.21 | 51.83% | \$ 769.28 | \$ 398.70 |
| Molly McCool Scholarship | 007-9100 | \$ 244.38 | 0.96% | \$ 769.28 | \$ 7.41 |
| | | <u>\$ 25,363.22</u> | <u>100.00%</u> | | <u>\$ 769.27</u> |
| <u>Non-Expendable Trust Accounts</u> | | | | | |
| Louisa Wright Scholarship | 008-0000 | \$ 15,418.98 | 12.09% | \$ 578.80 | \$ 70.00 |
| Michael Rourke Scholarship | 008-9001 | \$ 3,527.05 | 2.77% | \$ 578.80 | \$ 16.01 |
| Peoples Friends of Academics | 008-9002 | \$ 101,826.85 | 79.87% | \$ 578.80 | \$ 462.26 |
| Ron Lefeber Scholarship | 008-9004 | \$ 6,724.81 | 5.27% | \$ 578.80 | \$ 30.53 |
| | | <u>\$ 127,497.69</u> | <u>100.00%</u> | | <u>\$ 578.80</u> |
| Bond Retirement Fund | 002 | \$ 9,635,203.02 | | | \$ 629.65 |
| PI Fund | 003-9099 | \$ 3,249,253.91 | | | \$ 2,456.13 |
| | | <u>\$ 51,600,124.00</u> | | | <u>\$ 3,085.78</u> |
| Grand Total Interest | | | | | <u>\$ 66,678.22</u> |